

VIVEK EDUCATION SOCIETY'S, VIVEK COLLEGE OF COMMERCE, GOREGAON (WEST), MUMBAI 400 104.

INCOME AND EXPENDITURE ACCOUNT FOR THE YEAR ENDED 31ST MARCH, 2016

Previous Year Rupees .P	EXPENDITURE	Current Year Rupees .P	Previous Year Rupees .P	INCOME	Current Year Rupees .P
24,543,611.00	To Salaries	25,968,445.00	22,467,410.00	By Salary Grant	25,541,860.00
9,120.00	" Audit Fees	10,350.00	4,437,000.00	" Examination & other Fees	4,998,780.00
16,000.00	" Affiliation Fees	16,000.00	339,345.00	" Interest received	369,503.00
77,588.00	" Annual Day Expenses	111,007.00	164,996.00	" Miscellaneous receipts	100,405.00
32,323.00	" Conveyance	58,786.00	1,118,700.00	" Tuition Fees	1,163,600.00
82,395.00	" Computer Expenses	113,617.00	585,295.00	" Bank Interest on FDR	646,250.00
72,613.00	" Computer Software	97,573.00	138,050.00	" Project Fees	13,500.00
857,938.68	" Electricity & Water Charges	843,450.00	437,494.00	" Fees Received from Govt.	4,500.00
630,811.00	" Extracurricular Activities	563,679.00			
1,207,993.00	" Examination & Assessment charges	1,540,246.00			
306,940.00	" Miscellaneous Expenses	125,955.00			
217,958.00	" Printing & Stationery	238,779.00			
62,451.00	" Postage & Telephone	52,621.00			
25,762.00	" Rent Rates and Taxes	25,762.00			
388,315.00	" Repairs & Maintenance	144,837.00			
25,350.00	" Reading Room Exps.	27,930.00			
67,178.00	" Subs to Periodicals & Journals	43,356.00			
4,105.00	" Insurance (Building)	5,496.00			
53,405.00	" I Card Expenses	46,500.00			
44,020.00	" N.S.S. Expenses	15,380.00			
0.00	" College Magazine Exp.	90,683.00			
762,111.34	" Depreciation	547,610.00			
	" Excess of Income over Expenditure carried over to Balance Sheet	2,150,336.00			
200,301.98					
29,688,290.00	TOTAL	32,838,398.00	29,688,290.00	TOTAL	32,838,398.00

As per Report of even date
For M. M. PARIKH & CO.
Chartered Accountants



Srinivas
President

SR
Hon. Secretary

Push 12
Hon. Treasurer

Date 09-08-2016
Place: Mumbai

M. M. PARIKH
Partner

Membership No. 004470

Ashwath A.P. Kannan
Internal Auditors

VIVEK EDUCATION SOCIETY'S, VIVEK COLLEGE OF COMMERCE, GOREGAON (WEST), MUMBAI 400 104.
BALANCE SHEET AS AT 31ST MARCH, 2016

Previous Year Rupees .P	LIABILITIES	Current Year		Previous Year Rupees .P	ASSETS	Current Year	
		Rupees .P	Rupees .P			Rupees .P	Rupees .P
39,870.00	PRIZE FUND	1,070.00			FIXED ASSETS :		
38,800.00	Bal. As per last Bal. Sheet	0.00		510,780.15	FURNITURE & FIXTURES :	488,052.00	
1,070.00	Spent during the year		1,070.00	31,500.00	Bal. As per last Bal. Sheet	20,249.00	
				542,280.15	Additions during the year	508,301.00	
				54,228.15	Less: Depreciation @ 10%	50,830.00	457,471.00
866,689.50	STUDENTS AID FUND	957,964.50		488,052.00			
91,275.00	Bal. As per last Bal. Sheet	115,915.00			LIBRARY BOOKS:		
957,964.50	Add: addition during the year (Int)	1,073,879.50		784,065.00	Bal. As per last Bal. Sheet	718,863.00	
0.00	less: spent during the year	367,964.00	705,915.50	294,230.00	Additions during the year	155,610.00	
957,964.50				1,078,295.00	Less: Book Bank Write off	874,473.00	
				0.00	Less: Depreciation @ 1/3rd	293,518.00	387,303.00
1,173,908.00	SUNDRY CREDITORS	1,676,528.00	1,676,528.00	359,432.00		193,652.00	
8,700.00	Freeship Amt Refundable	16,073.00		718,863.00			
1,022,500.00	Caution Money Deposits	1,084,600.00			OFFICE EQUIPMENTS:		
1,199,650.00	Library Deposits	1,303,150.00		25,321.75	Bal. As per last Bal. Sheet	21,523.00	
639,200.00	Laboratory Deposits	709,200.00		3,798.75	Less: Depreciation @ 15%	3,228.00	18,295.00
2,870,050.00			3,113,023.00	21,523.00			
500.00	Vivek Education Society - M.Com		0.00		COMPUTERS		
14,450.00	Vivek college (BMS/BSc IT)		0.00	25,212.44	Bal. As per last Bal. Sheet	10,085.00	
1,400,370.00	Vivek Education Society UGC		1,400,370.00	0.00	Add: Addition	216,720.00	
	UGC Grant Utilised			25,212.44	Less: Depreciation @ 60%	226,805.00	
853,642.00	Balance as per last Bal Sheet	428,766.00		15,127.44		208,901.00	17,904.00
0.00	Add.: Amt amortised during earlier year written back	182,045.00		10,085.00			
853,642.00		610,811.00			GYM EQUIPMENT :		
0.00	Less: Amt trferred to UGC Grant	216,720.00		6,315.00	Bal. As per last Bal. Sheet	5,368.00	
424,876.00	Less: Amortised during the year	120,948.00	273,143.00	947.00	Less: Depreciation 15%	805.00	4,563.00
428,766.00				5,368.00			
	UGC Grant A/c				AUDIO EQUIPMENT		
31,005.00	Balance as per last Bal Sheet	866,935.00			Bal. As per last Bal. Sheet	18,295.00	
949,240.00	Add.: Amt trferred from UGC Grant utilised A/c	216,720.00		21,524.50	Less: Depreciation 15%	2,744.00	15,551.00
23,883.00	Add : Interest	33,856.00		3,229.50			
1,004,128.00		1,117,511.00		18,295.00	ELEC. FITTINGS		
137,193.00	Less: Expenses	51,738.00	1,065,773.00	17,555.00	Bal. As per last Bal. Sheet	14,922.00	
866,935.00				2,633.00	Less : Depreciation @ 15 %	2,238.00	12,684.00
				14,922.00			
				3,339.50	FIRE EXTINGUISHERS		
				501.50	Bal. As per last Bal. Sheet	2,838.00	
				-2,838.00	Less: Depreciation @ 15%	426.00	2,412.00
7,714,013.50	Carried forward		8,235,822.50	1,279,946.00	Carried forward		916,183.00



Handwritten signatures and initials at the bottom right of the page.

Previous Year Rupees .P	LIABILITIES	Current Year		Previous Year Rupees .P	ASSETS	Current Year	
		Rupees .P	Rupees .P			Rupees .P	Rupees .P
7,714,013.50	Brought forward		8,235,822.50	1,279,946.00	Brought forward		916,183.00
					UGC ASSETS		
				853,642.00	Bal. As per last Bal. Sheet	428,766.00	
				0.00	Less: Deduction	34,675.00	
				853,642.00		394,091.00	
				424,876.00	Less: Depreciation	120,948.00	
				428,766.00			273,143.00
11,787,527.91	INCOME & EXPENDITURE ACCOUNT:	11,987,829.89			UGC ASSETS-VES		
200,301.98	As per last Balance Sheet				Balance as per last Balance Sheet	374,962.00	
	Add: Excess of Income over Expenditure	2,150,336.00			Additions during the year	58,780.00	
11,987,829.89			14,138,165.89			433,742.00	
				678,570.00	Less Depreciation	68,972.00	
				0.00			364,770.00
				678,570.00			
				303,608.00	MUSICAL INSTRUMENT		
				374,962.00	Balance as per last Balance Sheet	20,726.00	
					less : Depreciation @ 15%	3,109.00	
				24,384.00			17,617.00
				3,658.00			
				20,726.00	AIR CONDITIONER		
					Balance as per last Balance Sheet	84,702.00	
				99,650.00	less : Depreciation @ 15%	12,705.00	
				14,948.00			71,997.00
				84,702.00			
					SUNDRY DEPOSITS, LOANS AND ADVANCES:		
				19,370.00	Deposit with BSES / Reliance	19,370.00	
				500.00	Deposit with MTNL	500.00	
				33,724.45	N.S.S Advance	38,999.45	
				0.00	Prepaid Expenses	8,450.00	
				0.00	Tax Recoverable	2,939.00	
				0.00	Recovery (Bharat Churi)	43,376.00	
				0.00	Freeship Receivable (2015 - 16)	476,230.00	
				25,139.00	Advance	37,034.00	
				78,733.45			626,898.45
				1,462,024.81	Vivek Education Society	1,432,574.81	
				607,788.00	Accrued Interest on FDR	294,097.00	
				0.00	TDS AY 2016 - 17	57,691.00	
				2,069,812.81			1,784,362.81
					CASH AND BANK BALANCES:		
				9,110,941.13	In Savings Bank Account	4,663,513.13	
				6,253,254.00	In Fixed Deposits	13,655,504.00	
				15,364,195.13			18,319,017.13
19,701,843.39	TOTAL		22,373,988.39	19,701,843.39	TOTAL		22,373,988.39

Date: 09-08-2016
Place : Mumbai

As per reference
For M. M. PARIKH & CO.

Chartered Accountants

M. M. Parikh

M. M. PARIKH
Partner

Membership No. 004470



S. Sriram

S. Sriram
President

S.R. Varma

S.R. VARMA
Hon. Secretary

K. Krishnamoorthy

K. Krishnamoorthy
Hon. Treasurer

Ashwinthar A.P. Kannan
Internal Auditors

VIVEK EDUCATION SOCIETY'S VIVEK COLLEGE OF COMMERCE
BMS/BSc(IT)/AF/BI GOREGAON (WEST), MUMBAI 400104.
INCOME AND EXPENDITURE ACCOUNT FOR THE YEAR ENDED 31ST MARCH, 2016

Previous Year Rupees .P	EXPENDITURE	Current Year Rupees .P	Previous Year Rupees .P	INCOME	Current Year Rupees .P
8,806,911.00	To Salaries (including PF management contribution)	10,206,971.00	4,954,315.00	By Examination & other Fees	5,767,387.00
80,000.00	To Affiliation Fees	70,000.00	85,338.00	" Bank Interest	81,577.00
14,820.00	" Audit Fees	17,250.00	201,799.00	" Miscellaneous Receipts	349,825.00
13,466.00	" Annual Day Expenses		18,000.00	" Sponsorship	6,627.00
19,881.00	" Conveyance	22,099.00	1,497,939.00	" Fees recived from govt.	
398,637.00	" Electricity Charges	328,210.00	6,826,000.00	" Tuition Fees	8,205,000.00
555,620.00	" Examination & Assessment Chgs.	590,455.00	614,029.00	" Interest Received on FDR	501,167.00
166,795.00	" Extracurricular Activities	269,078.00			
-	" Uniform Charges	17,430.00			
118,613.00	" Lab & Computer expenses	196,508.00			
122,079.00	" Miscellaneous Expenses	65,460.00			
12,836.00	" Postage & Telephone	13,300.00			
333,435.00	" Printing & Stationery	334,511.00			
45,505.00	" I Card Expenses	46,500.00			
3,159.00	" Reading Room Exps	3,399.00			
824,475.00	" Rent	824,475.00			
511,526.00	" Repairs & Maintenance	227,844.00			
16,300.00	" Seminar Expenses				
181,886.00	" Subscription to Periodicals	100,533.00			
67,930.00	" Staff Recruitment				
4,605.00	" Bank charges	4,334.00			
20,516.00	" Book Exhibition	24,735.00			
155,110.00	" Software Expenses	808,497.00			
99,000.00	" Prizes & Rewards				
-	" Magazine Expenses	64,229.00			
252,983.00	" Legal & Professional Expenses	14,282.00			
648,142.00	" Depreciation	567,629.00			
723,190.00	" Excess of income over expenditure carried to Balance Sheet	93,854.00			
14,197,420.00	TOTAL	14,911,583.00	14,197,420.00	TOTAL	14,911,583.00

As per report of even date

For M. M. PARIKH & CO.
Chartered Accountants
M. M. Parikh
M. M. PARIKH
Partner
Membership No. 004470



0.00

S. Sriram
S. Sriram
President

C.S. Ananthan
C.S. Ananthan

S.R. Varma
S.R. Varma
Hon. Secretary

K. Krishnamoorthy
K. Krishnamoorthy
Hon. Treasurer

A.P. Kannan
A.P. Kannan

Internal Auditors

Date: 09-08-2016
Place: Mumbai

**VIVEK EDUCATION SOCIETY'S VIVEK COLLEGE OF COMMERCE,
BMS/BSc(IT)/B.Com. (AF) / B.Com. (Bi) GOREGAON (WEST), MUMBAI 400 104.**

BALANCE SHEET AS AT 31ST MARCH, 2016

Previous Year	LIABILITIES	Current Year		Previous Year	ASSETS	Current Year	
Rupees .P		Rupees .P	Rupees .P	Rupees .P		Rupees .P	Rupees .P
283,775.00	STUDENTS AID FUND:			635,561.50	FIXED ASSETS :		
38,150.00	Bal. As per last bal. Sheet	321,925.00		52,729.00	FURNITURE & FIXTURES :		
321,925.00	add : additions during the year	41,600.00	363,525.00	688,290.50	Bal. As per last bal. Sheet	619,461.00	
				68,829.50	add : additions during the year	38,250.00	
				619,461.00	Less: Depreciation @ 10%	65,771.10	591,940.00
	CURRENT LIABILITIES			82,513.80	ELECTRICAL FITTINGS:		
243,174.00	Sundry Creditors	260,886.00		171,099.00	Bal. As per last bal. Sheet	215,570.00	
50.00	Disaster Relief Fund			253,612.80	add : additions during the year	13,256.00	
74,548.00	Vice Chancellors Fund	91,168.00		38,042.00	Less: Depreciation @ 15%	34,324.00	194,502.80
1,779,400.00	Student Deposits	2,033,400.00		215,570.80			
10,500.00	Freeship Amt. Refundable	10,500.00			OFFICE EQUIPMENT:		
2,400.00	Vivek College Post Graduate	999,800.00		61,295.00	Bal. As per last bal. Sheet	52,101.00	
231.00	Tax Deducted At Source Payable	-			add : additions during the year	54,582.00	
-	Profession Tax	49,175.00		61,295.00	Less: Depreciation @ 15 %	16,002.00	90,681.00
-	Staff Provident Fund	677.00	3,445,606.00	9,194.00			
2,110,303.00				52,101.00	GYMKHANA EQUIPMENT:		
					Bal. As per last bal. Sheet	1,881.00	
				2,213.00	Less: Depreciation @ 15 %	282.00	1,599.00
				332.00			
				1,881.00	LIBRARY BOOKS:		
					Bal. As per last bal. Sheet	570,864.00	
				559,529.50	add : additions during the year	333,397.00	
				296,723.00	Less: Depreciation @ 33.33 %	301,582.00	602,679.00
				856,252.50			
				285,388.50			
				570,864.00			
2,432,228.00	Carried forward		3,809,131.00	1,459,877.80	Carried forward		1,481,401.80



Handwritten signatures and initials: *SM*, *ABK*, and a large signature.

VIVEK EDUCATION SOCIETY'S VIVEK COLLEGE OF COMMERCE,
BMS/BSc(IT)/B.Com. (AF) / B.Com. (BI) GOREGAON (WEST), MUMBAI 400 104.
BALANCE SHEET AS AT 31ST MARCH, 2016

Previous Year	LIABILITIES	Current Year		Previous Year	ASSETS	Current Year	
Rupees .P		Rupees .P	Rupees .P	Rupees .P		Rupees .P	Rupees .P
2,432,228.00	Brought forward		3,809,131.00	1,459,877.80	Brought forward		1,481,401.80
	INCOME & EXPENDITURE ACCOUNT:				COMPUTER		
14,178,839.37	Balance as per last Balance Sheet	14,902,029.37		14,228.00	Bal. As per last bal. Sheet	138,192.00	
723,190.00	Add: Surplus during the year	93,854.00		331,250.00	add : additions during the year	55,220.00	
14,902,029.37			14,995,883.37	345,478.00		193,412.00	
				207,286.00	Less: Depreciation @ 60%	116,047.00	
				138,192.00			77,365.00
					LAB EQUIPMENT		
				17,594.00	Bal. As per last bal. Sheet	14,955.00	
				17,594.00		14,955.00	
				2,639.00	Less: Depreciation @ 15 %	2,243.00	
				14,955.00			12,712.00
					AIR CONDITIONER		
				119,770.00	Bal. As per last bal. Sheet	126,879.00	
				29,500.00	add : additions during the year	0.00	
				149,270.00		126,879.00	
				22,391.00	Less: Depreciation @ 15%	19,032.00	
				126,879.00			107,847.00
					CCTV CAMERA		
				32,981.00	Bal. As per last bal. Sheet	38,175.00	
				11,931.00	add : additions during the year	2,750.00	
				44,912.00		40,925.00	
				6,737.00	Less: Depreciation @ 15%	6,139.00	
				38,175.00			34,786.00
					Fire Extinguisher		
				5,250.00	Bal. As per last bal. Sheet	4,462.00	
				5,250.00		4,462.00	
				788.00	Less: Depreciation @ 15%	669.00	
				4,462.00			3,793.00
					CANON EOS 600D Camera		
					Bal. As per last bal. Sheet	36,920.00	
				43,435.00	Additions during the year	-	
				43,435.00		36,920.00	
				6,515.00	Less: Depreciation @ 15%	5,538.00	
				36,920.00			31,382.00
17,334,257.37	Carried forward		18,805,014.37	1,819,460.80	Carried forward		1,749,286.80



SPR.

U M ARK

VIVEK EDUCATION SOCIETY'S VIVEK COLLEGE OF COMMERCE,
BMS/BSc(IT)/B.Com. (AF) / B.Com. (BI) GOREGAON (WEST), MUMBAI 400 104.

BALANCE SHEET AS AT 31ST MARCH, 2016

Previous Year	LIABILITIES	Current Year		Previous Year	ASSETS	Current Year	
Rupees .P		Rupees .P	Rupees .P	Rupees .P		Rupees .P	Rupees .P
17,334,257.37	Brought forward		18,805,014.37	1,819,460.80	Brought forward		1,749,286.80
					SUNDRY DEPOSITS, LOANS AND ADVANCES:		
				8,561,961.00	Vivek Education Society	8,509,711.00	
				16,850.00	Vivek College Aided Section (3272)	-	
				5,025.00	Prof. Tax	0.00	
				8,583,836.00			8,509,711.00
					Loans & Advances		
				180,825.00	Freeship Recoverable	1,373,490.00	
				-	Prepaid Expense	-	
				-	Disaster Relief Fund	110.00	
				180,619.00	CAP Adv	9,814.00	
				-	Income Tax Recoverable	180,619.00	
				8,119.00	Tax Deducted 16-17	41,984.00	
				774,481.00	Adv for University exam	18,553.00	
				1,144,044.00	Accrued Interest on FDR	416,062.00	2,040,632.00
					CASH AND BANK BALANCES:		
				876,994.57	In Savings Bank Account	717,200.57	
				4,909,922.00	Fixed Deposits	5,788,184.00	
				5,786,916.57			6,505,384.57
17,334,257.37	TOTAL		18,805,014.37	17,334,257.37	TOTAL		18,805,014.37

As per report of even date

Date: 09-04-2016
Place: Mumbai

For M. M. PARIKH & CO.
Chartered Accountants
M. M. PARIKH
Partner
Membership No. 004470



S. Sriram
President

S.R. VARMA
Hon. Secretary

K. Krishnamoorthy
Hon. Treasurer

C.S. Ananthan
Internal Auditors

A.P. Kannan
A.P. Kannan

2015-2016

Pw

PG

15-16

THE VIVEK EDUCATION SOCIETY'S; VIVEK COLLEGE OF COMMERCE POST GRADUATION DIVISION
INCOME AND EXPENDITURE ACCOUNT FOR THE YEAR ENDED 31ST MARCH, 2016

Previous Year Rupees .P	EXPENDITURE	Current Year Rupees .P	Previous Year Rupees .P	INCOME	Current Year Rupees .P
439,310.00	To Salaries	445,030.00	1,173,470.00	By Examination & other Fees	1,440,670.00
20,000.00	" Affiliation Fees	20,000.00	56,912.00	" Interest received	76,646.00
8,550.00	" Audit Fees	10,350.00			
100,818.00	" Examination & Assessment charges	0.00	16,489.00	" Miscellaneous receipts	11,802.00
3,268.00	" Miscellaneous Expenses	90.00	1,765,425.00	" Tuition Fees	2,240,295.00
3,150.00	" Printing & Stationery	12,527.00	576,905.00	" Bank Interest on FDR	595,562.00
	" Subscription to Periodicals	29,913.00	278,457.00	" Fees Recd from Govt.	
15,696.00	" Exam Expense	43,790.00			
504,000.00	" Rent Rates & Taxes	504,000.00			
1,188,099.00	" Contribution Towards Repairs & Maintenance				
	" College Magazine Expense	37,784.00			
47,700.00	" Eligibility Fees				
131,296.00	" Depreciation	176,801.00			
1,405,771.00	" Excess of Income over Expenditure carried over to Balance Sheet	3,084,690.00			
3,867,658.00	TOTAL	4,364,975.00	3,867,658.00	TOTAL	4,364,975.00

As Per Report of Even Date

For M. M. PARIKH & CO.
Chartered Accountants

M. M. Parikh

M. M. PARIKH

Partner

Membership No. 004470



S. Sriram
S. Sriram
President



A. S. Ananthan
C.S. Ananthan

S.R. Varma
S.R. Varma
Hon. Secretary

K. Krishnamoorthy
K. Krishnamoorthy
Hon. Treasurer

A. P. Kannan
A.P. Kannan

Internal Auditors

Date: 09-08-2016

Place: Mumbai

THE VIVEK EDUCATION SOCIETY'S, VIVEK COLLEGE OF COMMERCE POST GRADUATION DIVISION

BALANCE SHEET AS AT 31ST MARCH, 2016

Previous Year Rupees .P	LIABILITIES	Current Year Rupees .P	Previous Year Rupees .P	ASSETS	Current Year Rupees .P
	STUDENTS AID FUND			FIXED ASSETS :	
74,825.00	Opening Balance	90,725.00		FURNITURE & FIXTURES :	
15,900.00	Additions during the year	19,175.00	59,948.00	Opening Balance	110,113.00
90,725.00			62,400.00	Add Purchase during the year	0.00
		109,900.00	122,348.00	Less: Depreciation @ 10%	110,113.00
			12,235.00		11,011.00
			110,113.00		
30,328.00	SUNDRY CREDITORS	38,930.00		LIBRARY BOOKS:	
276,700.00	Caution Money Deposits	298,900.00		Opening Bal.	238,159.00
352,050.00	Library Deposits	389,050.00	200,156.00	Purchased during the year	259,259.00
3,000.00	Freshship amt refundable	3,000.00	157,064.00		
48,000.00	Adv. For university	13,953.00	357,220.00		497,418.00
710,078.00			119,061.00	Less: Depreciation @ 33.33%	165,790.00
		743,833.00	238,159.00		
				CURRENT ASSETS & ADVANCES	
1,534,267.38	Vivek Education Society	1,534,267.38	861,338.00	Accrued Interest on FDR	260,354.00
			9,934.00	Adv. For university	18,944.00
	INCOME & EXPENDITURE ACCOUNT:		500.00	Vivek College of Commerce Freshship Receivable (2015-16)	999,800.00
3,659,205.00	As per last Balance Sheet	5,064,976.00	0.00		502,270.00
1,405,771.00	Add: Excess of Income over Exp.	3,084,690.00		TDS (2016-17)	35,503.00
5,064,976.00			871,772.00		
		8,149,666.00		CASH AND BANK BALANCES:	
			447,294.38	In Savings Bank Account	396,314.38
			5,732,708.00	In Fixed Deposits	7,893,751.00
			6,180,002.38		
7,400,046.38	TOTAL	10,537,666.38	7,400,046.38	TOTAL	10,537,666.38

As Per Report of Even Date

0.00

FOR M. M. PARIKH & Co.
Chartered Accountants

M. M. Parikh

M. M. Parikh
Partner
Membership No. 004470



S. Sriram
President

C.S. Ananthan
C.S. Ananthan

Internal Auditors

S.R. Verma
Hon. Secretary

A.P. Kannan
A.P. Kannan

K. Krishnamoorthy
Hon. Treasurer



Date: 09.08.2016
Place: Mumbai

M. M. PARIKH & CO.

Chartered Accountants



Kishor M. Parikh B. Com., F.C.A., DIP.IFR. (U.K.)

Pankaj M. Parikh B. Com., F.C.A.

A/114, Super Shopping Complex, Bajaj Cross Road, Kandivli (West), Mumbai - 400 067.

Tel.: 022 - 2887 7741 • Email : pankaj2703@yahoo.co.in • mmparikh1978@yahoo.in

To,
The Principal & Management,
Vivek College of Commerce
Siddharth Nagar,
Goregaon (West)
Mumbai - 400104

Re:- Certificate of expenditure for the financial years
2015-2016 to 2019-2020 of NAAC accreditation process

This is to certify that accompanying statements of expenditure (Page No.1 to 10) of Vivek College of Commerce are prepared and compiled from the audited financial statements for the financial years 2015-2016 to 2019-2020.

MANAGEMENT'S RESPONSIBILITY

The preparation of the expenditure statement for the FY 2015-2016 to 2019-2020 as per the SOP issued by NAAC is the responsibility of the Management. This responsibility includes the preparation of the data as per the rules and guidelines issued by NAAC.

PRACTITIONER'S RESPONSIBILITY & OPINION

Our responsibility is to provide a reasonable assurance that these statements of expenditure for the financial years 2015-2016 to 2019-2020 are compiled from audited financial statements and are true and correct.

RESTRICTION ON USE

This certificate is issued at the request of the Principal/Management of Vivek College of Commerce and solely for the purpose of complying NAAC accreditation process and should not be used by any other person or for any other purpose.

FOR M. M. PARIKH & Co.
Chartered Accountants

P. M. Parikh

(PANKAJ M. PARIKH)
Membership No.126573
UDIN:- 21126573AAAAAT7778


Date: 03-06-2021
Place: Mumbai.



VIVEK COLLEGE OF COMMERCE

4.1.4 STATEMENT OF EXPENDITURE (EXCLUDING SALARY)

①

Heads	2015-16 (Audited)			
	Aided	Unaided	PG	Total
Expenses (From Income & Expenditure a/c)				
Out of Fees Collected	23,52,115	9,70,262	81,574	34,03,951
Exam Expenses	15,40,246	5,90,455	43,790	21,74,491
Extra Curricular Activities	5,63,679	2,69,078	-	8,32,757
Annual Day Expenses	1,11,007	-	-	1,11,007
College Magazine	90,683	64,229	37,784	1,92,696
I Card Expenses	46,500	46,500	-	93,000
Industrial Visit Fees	-	-	-	-
Expenses on ICT Maintenance	2,11,190	10,05,005	-	12,16,195
Computer Expenses	1,13,617	1,96,508	-	3,10,125
Softwares	97,573	8,08,497	-	9,06,070
Expenses on Maintenance of Physical Facilities	1,76,095	10,52,319	5,04,000	17,32,414
Repairs	1,44,837	2,27,844	-	3,72,681
Rent	25,762	8,24,475	5,04,000	13,54,237
Insurance	5,496	-	-	5,496
Expenses on Academic Facilities	71,286	1,03,932	29,913	2,05,131
Journals & Periodicals	43,356	1,00,533	29,913	1,73,802
Reading Room Expenses	27,930	3,399	-	31,329
Other Expenses	13,61,321	8,94,181	42,967	22,98,469
Affiliation Fees	16,000	70,000	20,000	1,06,000
Audit Fees	10,350	17,250	10,350	37,950
Bank Charges	-	4,334	-	4,334
Book Exhibition Exp	-	24,735	-	24,735
Conveyance	58,786	22,099	-	80,885
Electricity & Water	8,43,450	3,28,210	-	11,71,660
Group Insurance	-	-	-	-
Miscellaneous Expenses	1,25,955	65,460	90	1,91,505
NSS Expenses	15,380	-	-	15,380
Postage & Telephone	52,621	13,300	-	65,921
Printing & Stationery	2,38,779	3,34,511	12,527	5,85,817
Prizes and Rewards	-	-	-	-
Professional Fees	-	14,282	-	14,282
Seminar Expenses	-	-	-	-
Depreciation	5,47,610	5,67,629	1,76,801	12,92,040
Total Expenditure	47,19,617	45,93,328	8,35,255	1,01,48,200
Expenditure on Infrastructure Augmentation	2,95,749	1,64,058	-	4,59,807
Computers	2,16,720	55,220	-	2,71,940
LCD Proectors (UGC Assets)	58,780	-	-	58,780
CCTV Camera	-	2,750	-	2,750
Office Equipments	-	54,582	-	54,582
Electrical Fittings	-	13,256	-	13,256
Furniture	20,249	38,250	-	58,499
<div style="display: flex; justify-content: space-between; align-items: flex-end;"> <div style="text-align: center;">  Principal </div> <div style="text-align: center;"> For M. M. PARIKH & CO. P. M. Parikh PARTNER 3 JUN 2021 Auditor </div> </div>				



PRINCIPAL
VIVEK COLLEGE OF COMMERCE
GOREGAON (W), MUMBAI-400104



PANKAJ M. PARIKH
CHARTERED ACCOUNTANT
Membership No. 126573

Budget for Capital Expenditure for the year 2015-16

Particulars	UG (Aided)	UG (Unaided)	PG (Unaided)
	Rs	Rs	Rs
Book Bank	1,00,000	0	0
Library Books	2,00,000	0	3,00,000
CCTV Camera	0	5,000	0
Computer	50,000	0	0
Furniture & Fixture	30,000	1,50,000	0
Office Equipment	80,000	70,000	0
UGC Assets	0	0	0
Total	4,60,000	2,25,000	3,00,000




PRINCIPAL
VIVEK COLLEGE OF COMMERCE
GOREGAON (W), MUMBAI-400104

VIVEK EDUCATION SOCIETY'S, VIVEK COLLEGE OF COMMERCE, GOREGAON (WEST), MUMBAI 400 104.

INCOME AND EXPENDITURE ACCOUNT FOR THE YEAR ENDED 31ST MARCH, 2017

Previous Year Rupees .P	EXPENDITURE	Current Year Rupees .P	Previous Year Rupees .P	INCOME	Current Year Rupees .P
25,968,445.00	To Salaries	28,012,913.00	25,541,860.00	By Salary Grant	28,499,842.00
10,350.00	" Audit Fees	9,000.00	4,998,780.00	" Examination & other Fees	4,456,260.00
16,000.00	" Affiliation Fees	16,000.00	369,503.00	" Interest received	220,504.00
111,007.00	" Annual Day Expenses	149,850.00	100,405.00	" Miscellaneous receipts	113,831.00
58,786.00	" Conveyance	39,712.00	1,163,600.00	" Tuition Fees	1,117,300.00
113,617.00	" Computer Expenses	223,596.00	646,250.00	" Bank Interest on FDR	999,687.00
97,573.00	" Computer Software	56,275.00	13,500.00	" Project Fees	9,000.00
843,450.00	" Electricity & Water Charges	748,690.00	4,500.00	" Fees Received from Govt.	
563,679.00	" Extracurricular Activities	442,950.00			
1,540,246.00	" Examination & Assessment charges	1,321,336.00			
125,955.00	" Miscellaneous Expenses	97,137.00			
238,779.00	" Printing & Stationery	231,020.00			
52,621.00	" Postage & Telephone	54,950.00			
25,762.00	" Rent Rates and Taxes	25,762.00			
144,837.00	" Repairs & Maintenance	132,396.00			
27,930.00	" Reading Room Exps.	31,081.00			
43,356.00	" Subs to Periodicals & Journals	54,619.00			
5,496.00	" Insurance (Building)	0.00			
46,500.00	" I Card Expenses	55,120.00			
15,380.00	" N.S.S. Expenses	28,855.00			
90,683.00	" College Magazine Exp.	0.00			
547,610.00	" Depreciation	314,315.00			
	" Excess of Income over Expenditure carried over to Balance Sheet	3,370,847.00			
2,150,336.00					
32,838,398.00	TOTAL	35,416,424.00	32,838,398.00	TOTAL	35,416,424.00

As per Report of even date

For M. M. PARIKH & CO.
Chartered Accountants

S. S. Srinani
President

Date: 4 SEP 2017
Place: Mumbai

M. M. Parikh
M. M. PARIKH
Partner

Membership No. 004470



Hon. Secretary

[Signature]
Hon. Treasurer

Internal Auditors

A. P. Kannan

2017
2

VIVEK EDUCATION SOCIETY'S, VIVEK COLLEGE OF COMMERCE, GOREGAON (WEST), MUMBAI 400 104.
BALANCE SHEET AS AT 31ST MARCH, 2017

Previous Year Rupees .P	LIABILITIES	Current Year		Previous Year Rupees .P	ASSETS	Current Year	
		Rupees .P	Rupees .P			Rupees .P	Rupees .P
1,070.00	PRIZE FUND Bal. As per last Bal. Sheet	1,070.00	1,070.00	488,052.00 20,249.00	FIXED ASSETS : FURNITURE & FIXTURES : Bal. As per last Bal. Sheet Additions during the year	457,471.00 0.00	411,724.00
957,964.50 115,915.00	STUDENTS AID FUND Bal. As per last Bal. Sheet Add: addition during the year (Int)	705,915.50 115,201.00	785,004.50	508,301.00 50,830.00	Less: Depreciation @ 10%	457,471.00 45,747.00	
1,073,879.50 367,964.00	less: spent during the year	821,116.50 36,112.00		457,471.00			
705,915.50			785,004.50	718,863.00 155,610.00	LIBRARY BOOKS: Bal. As per last Bal. Sheet Additions during the year Less: Book Bank Write off	387,303.00 163,228.00 15,316.00	356,810.00
1,676,528.00	SUNDRY CREDITORS		1,358,513.00	293,518.00 580,955.00	Less: Depreciation @ 1/3rd	535,215.00 178,405.00	
16,073.00 1,084,600.00 1,303,150.00 709,200.00	Freeship Amt Refundable Caution Money Deposits Library Deposits Laboratory Deposits	16,173.00 1,148,800.00 1,410,150.00 798,400.00		193,652.00 387,303.00			
3,113,023.00			3,373,523.00	21,523.00 3,228.00	OFFICE EQUIPMENTS: Bal. As per last Bal. Sheet Less: Depreciation @ 15%	18,295.00 2,744.00	15,551.00
0.00 1,400,370.00	Vivek college (BMS/BSc IT) Vivek Education Society UGC	4,000.00	4,000.00	18,295.00	COMPUTERS Bal. As per last Bal. Sheet Add: Addition	17,904.00 0.00	7,162.00
428,766.00 182,045.00	UGC Grant Utilised Balance as per last Bal Sheet Add.: Amt amortised during earlier year written back	273,143.00	1,400,370.00	226,805.00 208,901.00	Less: Depreciation @ 60%	17,904.00 10,742.00	
610,811.00 216,720.00 120,948.00	Less: Amt trferred to UGC Grant A/c Less: Amortised during the year	273,143.00 100,729.00	172,414.00	17,904.00			
273,143.00				5,368.00 805.00	GYM EQUIPMENT : Bal. As per last Bal. Sheet Less: Depreciation 15%	4,563.00 684.00	3,879.00
866,935.00	UGC Grant A/c Balance as per last Bal Sheet	1,065,773.00		4,563.00			
216,720.00 33,856.00	Add.: Amt trferred from UGC Grant utilised A/c Add : Interest	34,983.00		18,295.00 2,744.00	AUDIO EQUIPMENT Bal. As per last Bal. Sheet Less: Depreciation 15%	15,551.00 2,333.00	
1,117,511.00 51,738.00	Less: Expenses	1,100,756.00	1,100,756.00	15,551.00			13,218.00
1,065,773.00							
8,235,822.50	Carried forward		8,195,650.50	901,087.00	Carried forward		808,344.00

Previous Year Rupees .P	LIABILITIES	Current Year		Previous Year Rupees .P	ASSETS	Current Year	
		Rupees .P	Rupees .P			Rupees .P	Rupees .P
8,235,822.50	Brought forward		8,195,650.50	901,087.00	Brought forward		808,344.00
11,987,829.89	<u>INCOME & EXPENDITURE ACCOUNT:</u> As per last Balance Sheet Add: Excess of Income over Expenditure	14,138,165.89	17,509,012.89	14,922.00	<u>ELEC. FITTINGS</u> Bal. As per last Bal. Sheet	12,684.00	10,781.00
2,150,336.00		3,370,847.00		2,238.00	Less : Depreciation @ 15 %	1,903.00	
14,138,165.89				12,684.00			
				2,838.00	<u>FIRE EXTINGUISHERS</u> Bal. As per last Bal. Sheet	2,412.00	
				426.00	Less: Depreciation @ 15%	362.00	2,050.00
				2,412.00			
				428,766.00	<u>UGC ASSETS</u> Bal. As per last Bal. Sheet	273,143.00	
				34,675.00	Less: Deduction	0.00	
				394,091.00		273,143.00	
				120,948.00	Less: Depreciation	100,729.00	172,414.00
				273,143.00			
					<u>UGC ASSETS-VES</u> Balance as per last Balance Sheet	364,770.00	
				374,962.00	Additions during the year		
				58,780.00		364,770.00	
				433,742.00	Less Depreciation	52,299.00	312,471.00
				68,972.00			
				364,770.00			
					<u>MUSICAL INSTRUMENT</u> Balance as per last Balance Sheet	17,617.00	
				20,726.00	less : Depreciation @ 15%	2,643.00	14,974.00
				3,109.00			
				17,617.00			
					<u>AIR CONDITIONER</u> Balance as per last Balance Sheet	71,997.00	
				84,702.00	less : Depreciation @ 15%	10,800.00	61,197.00
				12,705.00			
				71,997.00			
					<u>CCTV Camera</u> Additions during the year	9,966.00	
				0.00	less : Depreciation @ 15%	1,495.00	8,471.00
				0.00			
				0.00			
22,373,988.39	Carried forward		25,704,663.39	1,643,710.00	Carried forward		1,390,702.00

Previous Year Rupees .P	LIABILITIES	Current Year		Previous Year Rupees .P	ASSETS	Current Year	
		Rupees .P	Rupees .P			Rupees .P	Rupees .P
22,373,988.39	Brought forward		25,704,663.39	1,643,710.00	Brought forward		1,390,702.00
				0.00	OTHER EQUIPMENT		
				0.00	Additions during the year	27,719.00	
				0.00	less : Depreciation @ 15%	4,158.00	
							23,561.00
					SUNDRY DEPOSITS, LOANS AND ADVANCES:		
				19,370.00	Deposit with BSES / Reliance	19,370.00	
				500.00	Deposit with MTNL	500.00	
				38,999.45	N.S.S Advance	30,149.45	
				8,450.00	Prepaid Expenses	0.00	
				2,939.00	Tax Recoverable		
				43,376.00	Recovery (Bharat Churi)		
				476,230.00	Freeship Receivable (2015 - 16)	308,530.00	
				0.00	Freeship Receivable (2016 - 17)	536,110.00	
				37,034.00	Advance	55,238.00	
				626,898.45			949,897.45
				1,432,574.81	Vivek Education Society	1,530,901.81	
				294,097.00	Accrued Interest on FDR	1,193,795.00	
				57,691.00	TDS AY 2016 - 17	0.00	
				0.00	TDS AY 2017 - 18	0.00	
				1,784,362.81			2,724,696.81
					CASH AND BANK BALANCES:		
				4,663,513.13	In Savings Bank Account	6,660,302.13	
				13,655,504.00	In Fixed Deposits	13,955,504.00	
				18,319,017.13			20,615,806.13
22,373,988.39	TOTAL		25,704,663.39	22,373,988.39	TOTAL		25,704,663.39

As per Report of even date

Date: 4 SEP 2017
Place : Mumbai

For M. M. PARIKH & CO.
Chartered Accountants

M. M. Parikh

M. M. PARIKH
Partner

Membership No. 004470



S. Sriram
S. Sriram
President

S.R. VARMA
Hon. Secretary

K. Krishnamoorthy
K. Krishnamoorthy
Hon. Treasurer

A. P. Kannan
Internal Auditors

VIVEK EDUCATION SOCIETY'S, VIVEK COLLEGE OF COMMERCE,
GOREGAON (WEST), MUMBAI 400 104.

SCHEDULE FOR THE YEAR ENDED 31ST MARCH, 2017

Sundry Creditors		
1	Sundry Creditors	2663848
	Less: Vivek Education Society UGC	1400370
		1263478
2	Advance Received Against CAP	90000
3	Advance from University for Convocation	5035
		1358513

14
Jh
APR

VIVEK EDUCATION SOCIETY'S VIVEK COLLEGE OF COMMERCE
BMS/BSc(IT)/AF/BI GOREGAON (WEST), MUMBAI 400104.

INCOME AND EXPENDITURE ACCOUNT FOR THE YEAR ENDED 31ST MARCH, 2017

Previous Year Rupees .P	EXPENDITURE	Current Year Rupees .P	Previous Year Rupees .P	INCOME	Current Year Rupees .P
10,206,971.00	To Salaries (including PF management contribution)	10,585,418.00	5,767,387.00	By Examination & other Fees	5,837,609.00
70,000.00	To Affiliation Fees	70,000.00	81,577.00	" Bank Interest	110,880.00
17,250.00	" Audit Fees	15,000.00	349,825.00	" Miscellaneous Receipts	223,248.00
22,099.00	" Conveyance	16,818.00	6,627.00	" Sponsorship	
328,210.00	" Electricity Charges	296,920.00			
590,455.00	" Examination & Assessment Chgs.	644,168.00	8,205,000.00	" Tuition Fees	8,185,000.00
269,078.00	" Extracurricular Activities	56,053.00	501,167.00	" Interest Received on FDR	465,462.00
17,430.00	" Uniform Charges	28,392.00			
196,508.00	" Lab & Computer expenses	108,830.00			
65,460.00	" Miscellaneous Expenses	73,785.00			
13,300.00	" Postage & Telephone	9,644.00			
334,511.00	" Printing & Stationery	219,568.00			
46,500.00	" I Card Expenses	51,791.00			
3,399.00	" Reading Room Exps	3,024.00			
824,475.00	" Rent	824,475.00			
227,844.00	" Repairs & Maintenance	237,059.00			
	" Seminar Expenses	5,400.00			
100,533.00	" Subscription to Periodicals	55,928.00			
	" Staff Recruitment	54,105.00			
4,334.00	" Bank charges	1,873.00			
24,735.00	" Book Exhibition	16,400.00			
808,497.00	" Software Expenses	170,407.00			
	" Prizes & Rewards	170,547.00			
64,229.00	" Magazine Expenses				
14,282.00	" Legal & Professional Expenses	81,805.00			
567,629.00	" Depreciation	520,536.00			
93,854.00	" Excess of income over expenditure carried to Balance Sheet	504,253.00			
14,911,583.00	TOTAL	14,822,199.00	14,911,583.00	TOTAL	14,822,199.00

As per report of even date

For M. M. PARIKH & CO.
Chartered Accountants
M. M. PARIKH
Partner
Membership No. 004470



S. Sriram
President
A.P. Kannan
A.P. Kannan

S.R. Varma
Hon. Secretary

K. Krishnamoorthy
Hon. Treasurer

G. Kannan

Internal Auditors

Date:
Place: Mumbai

4 SEP 2017

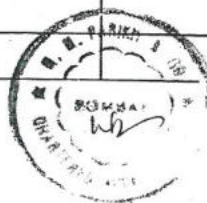
**VIVEK EDUCATION SOCIETY'S VIVEK COLLEGE OF COMMERCE,
BMS/BSc(IT)/B.Com. (AF) / B.Com. (BI) GOREGAON (WEST), MUMBAI 400 104.
BALANCE SHEET AS AT 31ST MARCH, 2017**

Previous Year	LIABILITIES	Current Year		Previous Year	ASSETS	Current Year	
Rupees .P		Rupees .P	Rupees .P	Rupees .P		Rupees .P	Rupees .P
	STUDENTS AID FUND:				FIXED ASSETS :		
321,925.00	Bal. As per last bal. Sheet	363,525.00		619,461.00	Bal. As per last bal. Sheet	591,940.00	
41,600.00	add : additions during the year	41,150.00		38,250.00	add : additions during the year	96,600.00	
363,525.00			404,675.00	657,711.00		688,540.00	
				65,771.10	Less: Depreciation @ 10%	68,854.00	
				591,940.00			619,686.00
	CURRENT LIABILITIES				ELECTRICAL FITTINGS:		
260,886.00	Sundry Creditors	369,714.00		215,570.00	Bal. As per last bal. Sheet	194,502.80	
91,168.00	Vice Chancellors Fund	107,628.00		13,256.00	add : additions during the year	0.00	
2,033,400.00	Student Deposits	2,240,750.00		228,826.00		194,502.80	
10,500.00	Freeship Amt. Refundable	10,500.00		34,324.00	Less: Depreciation @ 15%	29,175.00	
999,800.00	Vivek College Post Graduate	999,800.00		194,502.80			165,327.80
-	Tax Deducted At Source Payable	1,585.00			OFFICE EQUIPMENT:		
49,175.00	Profession Tax	99,075.00		52,101.00	Bal. As per last bal. Sheet	90,681.00	
677.00	Staff Provident Fund	677.00		54,582.00	add : additions during the year	0.00	
			3,829,729.00	106,683.00		90,681.00	
3,445,606.00				16,002.00	Less: Depreciation @ 15 %	13,602.00	
				90,681.00			77,079.00
					GYMKHANA EQUIPMENT:		
				1,881.00	Bal. As per last bal. Sheet	1,599.00	
				282.00	Less: Depreciation @ 15 %	240.00	
				1,599.00			1,359.00
					LIBRARY BOOKS:		
				570,864.00	Bal. As per last bal. Sheet	602,679.00	
				333,397.00	add : additions during the year	359,537.00	
				904,261.00		962,216.00	
				301,582.00	Less: Depreciation @ 33.33 %	320,707.00	
				602,679.00			641,509.00
3,809,131.00	Carried forward		4,234,404.00	1,481,401.80	Carried forward		1,504,960.80



for
A
K
H
A

3,809,131.00	Brought forward		4,234,404.00	1,481,401.80	Brought forward		1,504,960.80
	INCOME & EXPENDITURE ACCOUNT:				COMPUTER		
14,902,029.37	Balance as per last Balance Sheet	14,995,883.37		138,192.00	Bal. As per last bal. Sheet	77,365.00	
93,854.00	Add: Surplus during the year	504,253.00		55,220.00	add : additions during the year	21,600.00	
14,995,883.37			15,500,136.37	193,412.00		98,965.00	
				116,047.00	Less: Depreciation @ 60%	59,379.00	39,586.00
				77,365.00			
					LAB EQUIPMENT		
				14,955.00	Bal. As per last bal. Sheet	12,712.00	
				14,955.00		12,712.00	
				2,243.00	Less: Depreciation @ 15 %	1,907.00	10,805.00
				12,712.00			
					AIR CONDITIONER		
				126,879.00	Bal. As per last bal. Sheet	107,847.00	
				126,879.00		107,847.00	
				19,032.00	Less: Depreciation @ 15%	16,178.00	
				107,847.00			91,669.00
					CCTV CAMERA		
				38,175.00	Bal. As per last bal. Sheet	34,786.00	
				2,750.00	add : additions during the year	0.00	
				40,925.00		34,786.00	
				6,139.00	Less: Depreciation @ 15%	5,218.00	29,568.00
				34,786.00			
					Fire Extinguisher		
				4,462.00	Bal. As per last bal. Sheet	3,793.00	
				4,462.00		3,793.00	
				669.00	Less: Depreciation @ 15%	569.00	3,224.00
				3,793.00			
					CANON EOS 600D Camera		
				36,920.00	Bal. As per last bal. Sheet	31,382.00	
				36,920.00		31,382.00	
				5,538.00	Less: Depreciation @ 15%	4,707.00	26,675.00
				31,382.00			
18,805,014.37	Carried forward		19,734,540.37	1,749,286.80	Carried forward		1,706,487.80



Handwritten signatures and initials at the bottom right of the page.

18,805,014.37	Brought forward		19,734,540.37	1,749,286.80	Brought forward		1,706,487.80
					SUNDRY DEPOSITS, LOANS AND ADVANCES:		
				8,509,711.00	Vivek Education Society	8,598,247.00	
				0.00	Vivek College Aided Section	4,000.00	
				8,509,711.00			8,602,247.00
					Loans & Advances		
				1,373,490.00	Freeship Recoverable	2,857,611.00	
				110.00	Disaster Relief Fund	260.00	
				9,814.00	CAP Adv	50,124.00	
				180,619.00	Income Tax Recoverable	180,619.00	
				41,984.00	Tax Deducted 15-16	0.00	
				18,553.00	Adv for University exam	34,329.00	
				416,062.00	Accrued Interest on FDR	570,947.00	
				2,040,632.00			3,693,890.00
					CASH AND BANK BALANCES:		
				717,200.57	In Savings Bank Account	943,731.57	
				5,788,184.00	Fixed Deposits	4,788,184.00	
				6,505,384.57			5,731,915.57
18,805,014.37	TOTAL		19,734,540.37	18,805,014.37	TOTAL		19,734,540.37

As per report of even date

For M. M. PARIKH & CO.
Chartered Accountants

M. M. PARIKH

Partner

Membership No. 004470



S. Sriram
President

S.R. VARMA
Hon. Secretary

K. Krishnamoorthy
Hon. Treasurer

Date:
Place: Mumbai

4 SEP 2017

A.P. Kannan

A.P. Kannan

Internal Auditors

G. Kannan

THE VIVEK EDUCATION SOCIETY'S, VIVEK COLLEGE OF COMMERCE POST GRADUATION DIVISION
INCOME AND EXPENDITURE ACCOUNT FOR THE YEAR ENDED 31ST MARCH, 2017

Previous Year Rupees .P	EXPENDITURE	Current Year Rupees .P	Previous Year Rupees .P	INCOME	Current Year Rupees .P
4,45,030.00	To Salaries	4,21,440.00	14,40,670.00	By Examination & other Fees	20,13,130.00
20,000.00	" Affiliation Fees	20,000.00	76,646.00	" Interest received	1,19,385.00
10,350.00	" Audit Fees	9,000.00			
0.00	" Examination & Assessment charges	7,996.00	11,802.00	" Miscellaneous receipts	39,410.00
90.00	" Miscellaneous Expenses	1,440.00	22,40,295.00	" Tuition Fees	22,48,105.00
12,527.00	" Printing & Stationery	865.00	5,95,562.00	" Bank Interest on FDR	6,60,271.00
29,913.00	" Subscripton to Periodicals	42,303.00		" Fees Recd from Govt.	19,480.00
43,790.00	" Exam Expense				
5,04,000.00	" Rent Rates & Taxes	5,04,000.00			
37,784.00	" College Magazine Expense				
	" I card Expenses	16,225.00			
	" Extra Curricular Activities	23,730.00			
1,76,801.00	" Depreciation	2,20,415.00			
30,84,690.00	" Excess of Income over Expenditure carried over to Balance Sheet	38,32,367.00			
43,64,975.00	TOTAL	50,99,781.00	43,64,975.00	TOTAL	50,99,781.00

As Per Report of Even Date

0.00

For M. M. PARIKH & CO.
Chartered Accountants

M. M. Parikh



M. M. PARIKH
Partner

Membership No. 004470

S. Sriram
S. Sriram
President

S.R. Varma
S.R. Varma
Hon. Secretary

K. Krishnamoorthy
K. Krishnamoorthy
Hon. Treasurer

Date: 4 SEP 2017
Place: Mumbai

A.P. Kannan
A.P. Kannan

G. Kannan
G. Kannan

Internal Auditors

THE VIVEK EDUCATION SOCIETY'S, VIVEK COLLEGE OF COMMERCE POST GRADUATION DIVISION

BALANCE SHEET AS AT 31ST MARCH, 2017

Previous Year		Current Year		Previous Year		Current Year	
Rupees .P	LIABILITIES	Rupees .P		Rupees .P	ASSETS	Rupees .P	
	STUDENTS AID FUND				FIXED ASSETS :		
90,725.00	Opening Balance	1,09,900.00			FURNITURE & FIXTURES :		
19,175.00	Additions during the year	27,125.00		1,10,113.00	Opening Balance	99,102.00	
1,09,900.00			1,37,025.00	1,10,113.00		99,102.00	
				11,011.00	Less: Depreciation @ 10%	9,910.00	
				99,102.00			89,192.00
38,930.00	SUNDRY CREDITORS	81,218.00					
2,98,900.00	Caution Money Deposits	3,28,000.00			LIBRARY BOOKS:		
3,89,050.00	Library Deposits	4,37,550.00		2,38,159.00	Opening Bal.	3,31,628.00	
3,000.00	Fresship amt refundable	3,000.00		2,59,259.00	Purchased during the year	2,99,950.00	
13,953.00	Adv. For university	0.00		4,97,418.00		6,31,578.00	
				1,65,790.00	Less: Depreciation @ 33.33%	2,10,505.00	
7,43,833.00			8,49,768.00	3,31,628.00			4,21,073.00
					CURRENT ASSETS & ADVANCES		
15,34,267.38	Vivek Education Society	14,22,050.38	14,22,050.38	2,60,354.00	Accrued Interest on FDR	6,19,812.00	
				18,944.00	Adv. For university	35,762.00	
	INCOME & EXPENDITURE ACCOUNT:			9,99,800.00	Vivek College of Commerce Freeship Receivable (2015-16)	9,99,800.00	
50,64,976.00	As per last Balance Sheet	81,49,666.00		5,02,270.00		5,02,270.00	
30,84,690.00	Add: Excess of Income over Exp.	38,32,367.00		35,503.00	TDS (2016-17)	0.00	
81,49,666.00			1,19,82,033.00		Fees receivable 16-17	5,11,690.00	
				18,16,871.00			26,69,334.00
					CASH AND BANK BALANCES:		
				3,96,314.38	In Savings Bank Account	5,82,709.38	
				78,93,751.00	In Fixed Deposits	1,06,28,568.00	
				82,90,065.38			1,12,11,277.38
23,88,000.38	TOTAL		1,43,90,876.38	1,05,37,666.38	TOTAL		1,43,90,876.38

As Per Report of Even Date

0.00

FOR M. M. PARIKH & Co.
Chartered Accountants
M. M. Parikh
Partner
Membership No. 004470



S. Sriram
President
A.P. Kannan
A.P. Kannan

S.R. Verma
Hon. Secretary

K. Krishnamoorthy
Hon. Treasurer

G. Kannan

Internal Auditors

Date:
Place: Mumbai

4 SEP 2017

M. M. PARIKH & CO.

Chartered Accountants



Kishor M. Parikh B. Com., F.C.A., DIP.IFR. (U.K.)

Pankaj M. Parikh B. Com., F.C.A.

A/114, Super Shopping Complex, Bajaj Cross Road, Kandivli (West), Mumbai - 400 067.

Tel.: 022 - 2887 7741 • Email : pankaj2703@yahoo.co.in • mmparikh1978@yahoo.in

To,
The Principal & Management,
Vivek College of Commerce
Siddharth Nagar,
Goregaon (West)
Mumbai - 400104

Re:- Certificate of expenditure for the financial years
2015-2016 to 2019-2020 of NAAC accreditation process

This is to certify that accompanying statements of expenditure (Page No.1 to 10) of Vivek College of Commerce are prepared and compiled from the audited financial statements for the financial years 2015-2016 to 2019-2020.

MANAGEMENT'S RESPONSIBILITY

The preparation of the expenditure statement for the FY 2015-2016 to 2019-2020 as per the SOP issued by NAAC is the responsibility of the Management. This responsibility includes the preparation of the data as per the rules and guidelines issued by NAAC.

PRACTITIONER'S RESPONSIBILITY & OPINION

Our responsibility is to provide a reasonable assurance that these statements of expenditure for the financial years 2015-2016 to 2019-2020 are compiled from audited financial statements and are true and correct.

RESTRICTION ON USE

This certificate is issued at the request of the Principal/Management of Vivek College of Commerce and solely for the purpose of complying NAAC accreditation process and should not be used by any other person or for any other purpose.

FOR M. M. PARIKH & Co.
Chartered Accountants

P. M. Parikh

(PANKAJ M. PARIKH)
Membership No.126573
UDIN:- 21126573AAAAAT7778


Date: 03-06-2021
Place: Mumbai.



VIVEK COLLEGE OF COMMERCE

4.1.4 STATEMENT OF EXPENDITURE (EXCLUDING SALARY)

3

Heads	2016-17 (Audited)			
	Aided	Unaided	PG	Total
Expenses (From Income & Expenditure a/c)				
Out of Fees Collected	19,69,256	7,52,012	47,951	27,69,219
Exam Expenses	13,21,336	6,44,168	7,996	19,73,500
Extra Curricular Activities	4,42,950	56,053	23,730	5,22,733
Annual Day Expenses	1,49,850	-	-	1,49,850
College Magazine	-	-	16,225	16,225
I Card Expenses	55,120	51,791	-	1,06,911
Industrial Visit Fees	-	-	-	-
Expenses on ICT Maintenance	2,79,871	2,79,237	-	5,59,108
Computer Expenses	2,23,596	1,08,830	-	3,32,426
Softwares	56,275	1,70,407	-	2,26,682
Expenses on Maintenance of Physical Facilities	1,58,158	10,61,534	5,04,000	17,23,692
Repairs	1,32,396	2,37,059	-	3,69,455
Rent	25,762	8,24,475	5,04,000	13,54,237
Insurance	-	-	-	-
Expenses on Academic Facilities	85,700	58,952	42,303	1,86,955
Journals & Periodicals	54,619	55,928	42,303	1,52,850
Reading Room Expenses	31,081	3,024	-	34,105
Other Expenses	12,25,364	9,77,760	31,305	22,34,429
Affiliation Fees	16,000	70,000	20,000	1,06,000
Audit Fees	9,000	15,000	9,000	33,000
Bank Charges	-	1,873	-	1,873
Book Exhibition Exp	-	16,400	-	16,400
Conveyance	39,712	16,818	-	56,530
Electricity & Water	7,48,690	2,96,920	-	10,45,610
Group Insurance	-	-	-	-
Miscellaneous Expenses	97,137	73,785	1,440	1,72,362
NSS Expenses	28,855	-	-	28,855
Postage & Telephone	54,950	9,644	-	64,594
Printing & Stationery	2,31,020	2,19,568	865	4,51,453
Prizes and Rewards	-	1,70,547	-	1,70,547
Professional Fees	-	81,805	-	81,805
Seminar Expenses	-	5,400	-	5,400
Depreciation	3,14,315	5,20,536	2,20,415	10,55,266
Total Expenditure	40,32,664	36,50,031	8,45,974	85,28,669
Expenditure on Infrastructure Augmentation	-	1,18,200	-	1,18,200
Computers	-	21,600	-	21,600
LCD Proectors (UGC Assets)	-	21,600	-	-
CCTV Camera	-	-	-	-
Office Equipments	-	-	-	-
Electrical Fittings	-	-	-	-
Furniture	-	96,600	-	96,600
<div style="display: flex; justify-content: space-between; align-items: flex-end;"> <div style="text-align: center;">  Principal </div> <div style="text-align: center;"> <p>For M. M. PARIKH & CO.</p> <p><i>M. M. Parikh</i></p> <p>- 3 JUN 2021</p> <p>PARTNER</p> </div> <div style="text-align: center;"> <p>Auditor</p> </div> </div>				



PRINCIPAL
VIVEK COLLEGE OF COMMERCE
GOREGAON (W), MUMBAI-400104




PANKAJ M. PARIKH
CHARTERED ACCOUNTANT
Membership No. 126573

Budget for Capital Expenditure for the year 2016-17

Particulars	UG (Aided)	UG (Unaided)	PG (Unaided)
	Rs	Rs	Rs
Book Bank	20,000	0	0
Library Books	1,50,000	4,00,000	3,00,000
CCTV Camera	10,000	0	0
Computer	0	30,000	0
Furniture & Fixture	0	1,00,000	0
Office Equipment	0	0	0
UGC Assets	0	0	0
Total	1,80,000	5,30,000	3,00,000




PRINCIPAL
VIVEK COLLEGE OF COMMERCE
GOREGAON (W), MUMBAI-400104

VIVEK EDUCATION SOCIETY'S, VIVEK COLLEGE OF COMMERCE, GOREGAON (WEST), MUMBAI 400 104.

INCOME AND EXPENDITURE ACCOUNT FOR THE YEAR ENDED 31ST MARCH, 2018

Library Fees.
Extra Curricular
Activities.

Previous Year Rupees .P	EXPENDITURE	Current Year Rupees .P	Previous Year Rupees .P	INCOME	Current Year Rupees .P
28,012,913.00	To Salaries	28,213,001.00	28,499,842.00	By Salary Grant	26,815,253.00
9,000.00	" Audit Fees	12,240.00	4,456,260.00	" Examination & other Fees	5,732,019.00
16,000.00	" Affiliation Fees	18,445.00	220,504.00	" Interest received	190,763.00
149,850.00	" Annual Day Expenses	53,998.00	113,831.00	" Miscellaneous receipts	106,096.00
39,712.00	" Conveyance	25,612.00	1,117,300.00	" Tuition Fees	1,108,400.00
223,596.00	" Computer Expenses	255,981.00	999,687.00	" Bank Interest on FDR	1,036,786.00
56,275.00	" Computer Software	88,127.00	9,000.00	" Project Fees	9,000.00
748,690.00	" Electricity & Water Charges	849,648.27			
442,950.00	" Extracurricular Activities	482,738.00			
1,321,336.00	" Examination & Assessment charges	483,811.00			
97,137.00	" Miscellaneous Expenses	140,150.00			
231,020.00	" Printing & Stationery	154,433.00			
54,950.00	" Postage & Telephone	26,200.00			
25,762.00	" Rent Rates and Taxes	25,762.00			
132,396.00	" Repairs & Maintenance	129,688.00			
31,081.00	" Reading Room Exps.	32,227.00			
54,619.00	" Subs to Periodicals & Journals	8,785.00			
0.00	" Staff Recruitment Expenses	60,648.00			
55,120.00	" I Card Expenses	58,411.00			
28,855.00	" N.S.S. Expenses	2,975.00			
0.00	" College Magazine Exp.	95,490.00			
314,315.00	" Depreciation	305,984.00			
3,370,847.00	" Excess of Income over Expenditure carried over to Balance Sheet	3,558,662.73			
35,416,424.00	TOTAL	35,083,017.00	35,416,424.00	TOTAL	35,083,017.00

As per Report of even date

For M. M. PARIKH & CO.
Chartered Accountants

M. M. Parikh

M. M. PARIKH
Partner

Membership No. 004470



S. SRIRAM
President

S. Sriram

G. KANNAN & RAMNATH MAHADEVAN
Internal Auditors

G. Kannan

S.R. VARMA
Hon. Secretary

S.R. Varma

K. KRISHNAMOORTHY
Hon. Treasurer

K. Krishnamoorthy

Date: 8.10.2018
Place: Mumbai

$$\frac{2018}{2}$$


Previous Year Rupees .P	ASSETS	Current Year	
		Rupees .P	Rupees .P
8,195,650.50	Brought forward		791,736.00
14,138,165.89	ELEC. FITTINGS Bal. As per last Bal. Sheet	10,781.00	9,164.00
3,370,847.00	Less : Depreciation @ 15 %	1,617.00	
17,509,012.89			
	FIRE EXTINGUISHERS Bal. As per last Bal. Sheet	2,050.00	1,742.00
	Less: Depreciation @ 15%	308.00	
	UGC ASSETS Bal. As per last Bal. Sheet	172,414.00	259,097.00
	Additional during the year	323,443.00	
		495,857.00	270,148.00
	Less: Depreciation	236,760.00	
	UGC ASSETS-VES Balance as per last Balance Sheet	312,471.00	12,728.00
	Less Depreciation	42,323.00	
	MUSICAL INSTRUMENT Balance as per last Balance Sheet	14,974.00	52,017.00
	less : Depreciation @ 15%	2,246.00	
	AIR CONDITIONER Balance as per last Balance Sheet	61,197.00	7,200.00
	less : Depreciation @ 15%	9,180.00	
	CCTV Camera Balance as per last Balance Sheet	8,471.00	
	less : Depreciation @ 15%	1,271.00	
25,704,663.39	Carried forward		1,403,832.00



A R Jh

Previous Year Rupees .P	Current Year Rupees .P	Current Year Rupees .P	Previous Year Rupees .P	ASSETS	Current Year Rupees .P	Current Year Rupees .P
25,704,663.39	Brought forward		29,080,205.12	Brought forward		1,403,832.00
				OTHER EQUIPMENT		
			27,719.00	Balance as per last Balance Sheet	23,561.00	
			4,158.00	less : Depreciation @ 15%	3,534.00	
			23,561.00			20,027.00
				SUNDRY DEPOSITS, LOANS AND ADVANCES:		
			19,370.00	Deposit with BSES / Reliance	19,370.00	
			500.00	Deposit with MTNL	500.00	
			30,149.45	N.S.S Advance	35,499.45	
			0.00	Prepaid Expenses	9,841.00	
			0.00	Fees Receivable	47,815.00	
			308,530.00	Freeship Receivable (2015 - 16)	290,530.00	
			536,110.00	Freeship Receivable (2016 - 17)	270,130.00	
			0.00	Freeship Receivable (2017 - 18)	282,300.00	
			55,238.00	Advance	54,380.00	
			949,897.45			1,010,365.45
			1,530,901.81	Vivek Education Society	2,150,790.54	
			1,193,795.00	Accrued Interest on FDR	1,278,338.00	
			2,724,696.81			3,429,128.54
				CASH AND BANK BALANCES:		
			6,660,302.13	In Savings Bank Account	7,162,780.13	
			13,955,504.00	In Fixed Deposits	16,054,072.00	
			20,615,806.13			23,216,852.13
25,704,663.39	TOTAL		29,080,205.12	TOTAL		29,080,205.12

As per Report of even date

For M. M. PARIKH & CO.
Chartered Accountants

M. M. Parikh

M. M. PARIKH
Partner

Membership No. 004470



S. Sriram
S. SRIRAM
President

S.R. Varma
S.R. VARMA
Hon. Secretary

K. Krishnamoorthy
K. KRISHNAMOORTHY
Hon. Treasurer

G. Kannan & Ramnath Mahadevan
G. KANNAN & RAMNATH MAHADEVAN
Internal Auditors


Date: 8.10.2018
Place : Mumbai

VIVEK EDUCATION SOCIETY'S, VIVEK COLLEGE OF COMMERCE,
GOREGAON (WEST), MUMBAI 400 104.

SCHEDULE FOR THE YEAR ENDED 31ST MARCH, 2018

Sundry Creditors		
1	Sundry Creditors	2781672
	Less: Vivek Education Society UGC	1400370
		1381302
2	Advance Received Against CAP	510
3	Advance from University for Convocation	5035
		1386847

2018
5



M

Jh N
L

P

VIVEK EDUCATION SOCIETY'S VIVEK COLLEGE OF COMMERCE
BMS/BSc(IT)/AF/BI GOREGAON (WEST), MUMBAI 400104.
INCOME AND EXPENDITURE ACCOUNT FOR THE YEAR ENDED 31ST MARCH, 2018

Previous Year Rupees .P	EXPENDITURE	Current Year Rupees .P	Previous Year Rupees .P	INCOME	Current Year Rupees .P
10,585,418.00	To Salaries (incl. PF mgmt contribution)	10,510,764.00	5,837,609.00	By Examination & other Fees	6,883,188.00
70,000.00	To Affiliation Fees	77,315.00	110,880.00	" Bank Interest	205,909.00
15,000.00	" Audit Fees	20,400.00	223,248.00	" Miscellaneous Receipts	375,342.00
16,818.00	" Conveyance	9,973.00	8,185,000.00	" Tuition Fees	9,077,000.00
296,920.00	" Electricity Charges	327,433.00	465,462.00	" Interest Received on FDR	400,877.00
644,168.00	" Examination & Assessment Chgs.	556,249.00	0.00	" Industrial Visit Fees	95,625.00
56,053.00	" Extracurricular Activities	365,897.00			
28,392.00	" Uniform Charges	5,695.00			
108,830.00	" Lab & Computer expenses	272,662.00			
73,785.00	" Miscellaneous Expenses	35,647.00			
9,644.00	" Postage & Telephone	4,324.00			
219,568.00	" Printing & Stationery	258,489.00			
51,791.00	" I Card Expenses	44,362.00			
3,024.00	" Reading Room Exps	3,716.00			
824,475.00	" Rent	824,475.00			
237,059.00	" Repairs & Maintenance	56,128.00			
5,400.00	" Seminar Expenses	2,600.00			
55,928.00	" Subscription to Periodicals	85,154.00			
54,105.00	" Staff Recruitment	0.00			
1,873.00	" Bank charges	6,443.00			
16,400.00	" Book Exhibition	18,244.00			
170,407.00	" Software Expenses	169,412.00			
170,547.00	" Prizes & Rewards	162,856.00			
0.00	" Magazine Expenses	64,212.00			
81,805.00	" Legal & Professional Expenses	12,664.00			
0.00	" Industrial Visit Expenses	99,375.00			
0.00	" Annual Day Expenses	64,635.00			
0.00	" Insurance Charges	5,807.00			
520,536.00	" Depreciation	474,142.80			
504,253.00	" Excess of income over expenditure carried to Balance Sheet	2,498,867.20			
14,822,199.00	TOTAL	17,037,941.00	14,822,199.00	TOTAL	17,037,941.00

As per report of even date

For M. M. PARIKH & CO
Chartered Accountants

M. M. PARIKH
Partner
Membership No. 004470

Date: 8.10.2018
Place: Mumbai

S. Sriram
President

G. Kannan

S.R.Varma
Hon. Secretary

Ramnath Mahadevan
Internal Auditors

K. Krishnamoorthy
Hon. Treasurer

**VIVEK EDUCATION SOCIETY'S VIVEK COLLEGE OF COMMERCE,
BMS/BSc(IT)/B.Com. (AF) / B.Com. (BI) GOREGAON (WEST), MUMBAI 400 104.
BALANCE SHEET AS AT 31ST MARCH, 2018**

Previous Year Rupees .P	LIABILITIES	Current Year Rupees .P	Current Year Rupees .P	Previous Rupees .P	ASSETS	Current Year Rupees .P	Current Year Rupees .P
	STUDENTS AID FUND:				FIXED ASSETS:		
					FURNITURE & FIXTURES :		
363,525.00	Bal. As per last bal. Sheet	404,675.00		591,940.00	Bal. As per last bal. Sheet	619,686.00	
41,150.00	Additions during the year	44,850.00		96,600.00	Additions during the year	0.00	
404,675.00		449,525.00		688,540.00		619,686.00	
0.00	Less: University Share	4,872.00		68,854.00	Less: Depreciation @ 10%	61,969.00	
404,675.00			444,653.00	619,686.00			557,717.00
	CURRENT LIABILITIES				ELECTRICAL FITTINGS:		
369,714.00	Sundry Creditors	628,014.00		194,502.80	Bal. As per last bal. Sheet	165,327.80	
107,628.00	Vice Chancellors Fund	108,928.00		29,175.00	Less: Depreciation @ 15%	24,799.80	
2,240,750.00	Student Deposits	2,598,250.00		165,327.80			140,528.00
10,500.00	Freeship Amt. Refundable	10,500.00			OFFICE EQUIPMENT:		
0.00	Disaster Relief Fund	390.00		90,681.00	Bal. As per last bal. Sheet	77,079.00	
999,800.00	Vivek College Post Graduate	0.00		13,602.00	Less: Depreciation @ 15 %	11,562.00	
1,585.00	Tax Deducted At Source Payable	30,345.00		77,079.00			65,517.00
99,075.00	Profession Tax	142,675.00			GYMKHANA EQUIPMENT:		
677.00	Staff Provident Fund	677.00		1,599.00	Bal. As per last bal. Sheet	1,359.00	
3,829,729.00			3,519,779.00	240.00	Less: Depreciation @ 15 %	204.00	
				1,359.00			1,155.00
					LIBRARY BOOKS:		
				602,679.00	Bal. As per last bal. Sheet	641,509.00	
				359,537.00	Additions during the year	341,281.00	
				962,216.00		982,790.00	
				320,707.00	Less: Depreciation @ 33.33 %	327,565.00	
				641,509.00			655,225.00
4,234,404.00	Carried forward		3,964,432.00	1,504,960.80	Carried forward		1,420,142.00



M J L

4,234,404.00	Brought forward		3,964,432.00	1,504,960.80	Brought forward		1,420,142.00
					<u>COMPUTER</u>		
				77,365.00	Bal. As per last bal. Sheet	39,586.00	
				21,600.00	Additions during the year	0.00	
14,995,883.37	Bal. as per last Balance sheet	15,500,136.37		98,965.00		39,586.00	
504,253.00	Add: Surplus during the year	2,498,867.20		59,379.00	Less: Depreciation @ 60%	23,752.00	
15,500,136.37			17,999,003.57	39,586.00			15,834.00
					<u>LAB EQUIPMENT</u>		
				12,712.00	Bal. As per last bal. Sheet	10,805.00	
				1,907.00	Less: Depreciation @ 15 %	1,621.00	
				10,805.00			9,184.00
					<u>AIR CONDITIONER</u>		
				107,847.00	Bal. As per last bal. Sheet	91,669.00	
				16,178.00	Less: Depreciation @ 15%	13,750.00	
				91,669.00			77,919.00
					<u>CCTV CAMERA</u>		
				34,786.00	Bal. As per last bal. Sheet	29,568.00	
				5,218.00	Less: Depreciation @ 15%	4,435.00	
				29,568.00			25,133.00
					<u>Fire Extinguisher</u>		
				3,793.00	Bal. As per last bal. Sheet	3,224.00	
				569.00	Less: Depreciation @ 15%	484.00	
				3,224.00			2,740.00
					<u>CANON EOS 600D Camera</u>		
				31,382.00	Bal. As per last bal. Sheet	26,675.00	
				4,707.00	Less: Depreciation @ 15%	4,001.00	
				26,675.00			22,674.00
19,734,540.37	Carried forward		21,963,435.57	1,706,487.80	Carried forward		1,573,626.00



for M Jb

19,734,540.37	Brought forward		21,963,435.57	1,706,487.80	Brought forward		1,573,626.00
					SUNDRY DEPOSITS, LOANS AND ADVANCES:		
					Advance(Santosh Sangle)	20,000.00	
				2,857,611.00	Freeship Recoverable	4,298,995.00	
				260.00	Disaster Relief Fund	0.00	
				50,124.00	CAP Adv	49,275.00	
				180,619.00	Income Tax Recoverable	180,619.00	
				34,329.00	Adv for University exam	6,492.00	
				570,947.00	Accrued Interest on FDR	689,613.00	
				3,693,890.00			5,244,994.00
				0.00	Vivek College of Commerce	432,776.00	
				8,598,247.00	Vivek Education Society	9,638,351.00	
				4,000.00	Vivek College Aided Section	0.00	
				8,602,247.00			10,071,127.00
					CASH AND BANK BALANCES:		
				943,731.57	In Savings Bank Account	43,397.57	
				4,788,184.00	Fixed Deposits	5,030,291.00	
				5,731,915.57			5,073,688.57
19,734,540.37	TOTAL		21,963,435.57	19,734,540.37	TOTAL		21,963,435.57

As per report of even date

0.00

For M. M. PARIKH & CO.
Chartered Accountants

M. M. Parikh



Date: 8.10.2018
Place: Mumbai
M. M. PARIKH
Partner
Membership No. 004470

S. Sriram
S. Sriram
President

S.R. Varma
S.R. VARMA
Hon. Secretary

K. Krishnamoorthy
K. Krishnamoorthy
Hon. Treasurer

G. Kannan
G. Kannan

Internal Auditors

Ramnath
Ramnath

THE VIVEK EDUCATION SOCIETY'S, VIVEK COLLEGE OF COMMERCE POST GRADUATION DIVISION
INCOME AND EXPENDITURE ACCOUNT FOR THE YEAR ENDED 31ST MARCH, 2018

Previous Year Rupees .P	EXPENDITURE	Current Year Rupees .P	Previous Year Rupees .P	INCOME	Current Year Rupees .P
421,440.00	To Salaries	290,500.00	2,013,130.00	By Examination & other Fees	3,074,545.00
20,000.00	" Affiliation Fees	21,240.00	119,385.00	" Interest received	82,054.00
9,000.00	" Audit Fees	13,420.00			
7,996.00	" Examination & Assessment charges		39,410.00	" Miscellaneous receipts	5,860.00
1,440.00	" Miscellaneous Expenses	2,422.00	2,248,105.00	" Tuition Fees	2,405,000.00
865.00	" Printing & Stationery	14,895.00	660,271.00	" Bank Interest on FDR	848,679.00
42,303.00	" Subscripton to Periodicals	141,430.00	19,480.00	" Fees Recd from Govt.	
	" Exam Expense	1,242,023.00			
504,000.00	" Rent Rates & Taxes	504,000.00			
	" College Magazine Expense	29,254.00			
16,225.00	" I card Expenses	10,245.00			
23,730.00	" Extra Curricular Activities				
	"Group Insuarance	3,640.00			
220,415.00	" Depreciation	231,440.00			
3,832,367.00	" Excess of Income over Expenditure carried over to Balance Sheet	3,911,629.00			
5,099,781.00	TOTAL	6,416,138.00	5,099,781.00	TOTAL	6,416,138.00

As Per Report of Even Date

0.00

For M. M. PARIKH & CO.
Chartered Accountants

M. M. Parikh

M. M. PARIKH
Partner

Membership No. 004470



S. Sriram
S. Sriram
President

G. Kannan
G. Kannan

S.R. Varma
S.R. Varma
Hon. Secretary

Internal Auditors

K. Krishnamoorthy
K. Krishnamoorthy
Hon. Treasurer

Ramnath Mahadevan
Ramnath Mahadevan

Date: 8-10-2018
Place: Mumbai

THE VIVEK EDUCATION SOCIETY'S, VIVEK COLLEGE OF COMMERCE POST GRADUATION DIVISION

BALANCE SHEET AS AT 31ST MARCH, 2018

Previous Year Rupees .P	LIABILITIES	Current Year Rupees .P	Current Year	Previous Year Rupees .P	ASSETS	Current Year Rupees .P	Current Year Rupees .P
	STUDENTS AID FUND				FIXED ASSETS :		
109,900.00	Opening Balance	137,025.00			FURNITURE & FIXTURES :		
27,125.00	Additions during the year	23,600.00		99,102.00	Opening Balance	89,192.00	
137,025.00			160,625.00	9,910.00	Less: Depreciation @ 10%	8,919.00	
				89,192.00			80,273.00
81,218.00	SUNDRY CREDITORS	211,211.00			LIBRARY BOOKS:		
328,000.00	Caution Money Deposits	353,200.00			Opening Bal.	421,073.00	
437,550.00	Library Deposits	479,550.00		331,628.00	Purchased during the year	246,490.00	
3,000.00	Freeship amt refundable	3,000.00		299,950.00		667,563.00	
				631,578.00		222,521.00	
				210,505.00	Less: Depreciation @ 33.33%		
849,768.00			1,046,961.00	421,073.00			445,042.00
1,422,050.38	Vivek Education Society	0.00	0.00		CURRENT ASSETS & ADVANCES		
				619,812.00	Accrued Interest on FDR	1,018,849.00	
				35,762.00	Adv. For university	47,991.00	
				999,800.00	Vivek College of Commerce		
				502,270.00	Freeship Receivable (2015-16)	502,270.00	
8,149,666.00	INCOME & EXPENDITURE ACCOUNT:	11,982,033.00		511,690.00	Fees receivable 16-17	499,720.00	
3,832,367.00	As per last Balance Sheet	3,911,629.00		0.00	Fees receivable 17-18	487,050.00	
11,982,033.00	Add: Excess of Income over Exp.		15,893,662.00				2,555,880.00
				2,669,334.00			
				0.00	VIVEK EDUCATION SOCIETY		197,047.00
					CASH AND BANK		
				582,709.38	ADVANCES:		
				10,628,568.00	In Savings Bank Account	829,626.00	
				11,211,277.38	In Fixed Deposits	12,993,380.00	
							13,823,006.00
14,390,876.38	TOTAL		17,101,248.00	14,390,876.38	TOTAL		17,101,248.00

As Per Report of Even Date

0.00

FOR M. M. PARIKH & Co.
Chartered Accountants
M. M. Parikh
M. M Parikh
Partner
Membership No. 004470

Date: 8 10 2018
Place: Mumbai

S. Sriram
S. Sriram
President
G. Kannan
G. Kannan

S.R. Varma
S.R Varma
Hon. Secretary
Ramnath Mahadevan
Ramnath Mahadevan
Internal Auditors

K. Krishnamoorthy
K. Krishnamoorthy
Hon. Treasurer

M. M. PARIKH & CO.

Chartered Accountants



Kishor M. Parikh B. Com., F.C.A., DIP.IFR. (U.K.)

Pankaj M. Parikh B. Com., F.C.A.

A/114, Super Shopping Complex, Bajaj Cross Road, Kandivli (West), Mumbai - 400 067.

Tel.: 022 - 2887 7741 • Email : pankaj2703@yahoo.co.in • mmparikh1978@yahoo.in

To,
The Principal & Management,
Vivek College of Commerce
Siddharth Nagar,
Goregaon (West)
Mumbai - 400104

Re:- Certificate of expenditure for the financial years
2015-2016 to 2019-2020 of NAAC accreditation process

This is to certify that accompanying statements of expenditure (Page No.1 to 10) of Vivek College of Commerce are prepared and compiled from the audited financial statements for the financial years 2015-2016 to 2019-2020.

MANAGEMENT'S RESPONSIBILITY

The preparation of the expenditure statement for the FY 2015-2016 to 2019-2020 as per the SOP issued by NAAC is the responsibility of the Management. This responsibility includes the preparation of the data as per the rules and guidelines issued by NAAC.

PRACTITIONER'S RESPONSIBILITY & OPINION

Our responsibility is to provide a reasonable assurance that these statements of expenditure for the financial years 2015-2016 to 2019-2020 are compiled from audited financial statements and are true and correct.

RESTRICTION ON USE

This certificate is issued at the request of the Principal/Management of Vivek College of Commerce and solely for the purpose of complying NAAC accreditation process and should not be used by any other person or for any other purpose.

FOR M. M. PARIKH & Co.
Chartered Accountants



P. M. Parikh

(PANKAJ M. PARIKH)
Membership No.126573
UDIN:- 21126573AAAAAT7778

Date: 03-06-2021
Place: Mumbai.



4.1.4 STATEMENT OF EXPENDITURE (EXCLUDING SALARY)

Heads	2017-18 (Audited)			
	Aided	Unaided	PG	Total
Expenses (From Income & Expenditure a/c)				
Out of Fees Collected	11,74,448	11,94,730	12,81,522	36,50,700
Exam Expenses	4,83,811	5,56,249	12,42,023	22,82,083
Extra Curricular Activities	4,82,738	3,65,897	-	8,48,635
Annual Day Expenses	53,998	64,635	-	1,18,633
College Magazine	95,490	64,212	29,254	1,88,956
I Card Expenses	58,411	44,362	10,245	1,13,018
Industrial Visit Fees		99,375	-	99,375
Expenses on ICT Maintenance	3,44,108	4,42,074	-	7,86,182
Computer Expenses	2,55,981	2,72,662	-	5,28,643
Softwares	88,127	1,69,412	-	2,57,539
Expenses on Maintenance of Physical Facilities	1,55,450	8,86,410	5,04,000	15,45,860
Repairs	1,29,688	56,128	-	1,85,816
Rent	25,762	8,24,475	5,04,000	13,54,237
Insurance		5,807	-	5,807
Expenses on Academic Facilities	41,012	88,870	1,41,430	2,71,312
Journals & Periodicals	8785	85154	1,41,430	2,35,369
Reading Room Expenses	32227	3716	-	35,943
Other Expenses	12,29,703	9,36,388	55,617	22,21,708
Affiliation Fees	18,445	77,315	21,240	1,17,000
Audit Fees	12,240	20,400	13,420	46,060
Bank Charges		6,443	-	6,443
Book Exhibition Exp		18,244	-	18,244
Conveyance	25,612	9,973	-	35,585
Electricity & Water	8,49,648	3,27,433	-	11,77,081
Group Insurance	-	-	3,640	-
Miscellaneous Expenses	1,40,150	35,647	2,422	1,78,219
NSS Expenses	2,975	-	-	2,975
Postage & Telephone	26,200	4,324	-	30,524
Printing & Stationery	1,54,433	2,58,489	14,895	4,27,817
Prizes and Rewards		1,62,856	-	1,62,856
Professional Fees		12,664	-	12,664
Seminar Expenses		2,600	-	2,600
Depreciation	3,05,984	4,74,143	2,31,440	10,11,567
Total Expenditure	32,50,705	40,22,615	22,14,009	94,87,329
Expenditure on Infrastructure Augmentation	3,23,974	-	-	3,23,974
Computers	-	-	-	-
LCD Proectors (UGC Assets)	3,23,443	-	-	3,23,443
CCTV Camera	-	-	-	-
Office Equipments	531	-	-	531
Electrical Fittings	-	-	-	-
Furniture	-	-	-	-
<div style="display: flex; justify-content: space-between; align-items: flex-end;"> <div style="text-align: center;">  Principal </div> <div style="text-align: center;"> For M. M. PARIKH & CO. P-M. Parikh - 3 JUN 2021 PARTNER </div> </div>				
<div style="display: flex; justify-content: space-between; align-items: flex-end;"> <div style="text-align: center;">  Auditor </div> <div style="text-align: center;"> PANKAJ M. PARIKH CHARTERED ACCOUNTANT Membership No. 126573 </div> </div>				



PRINCIPAL
VIVEK COLLEGE OF COMMERCE
GOREGAON (W), MUMBAI-400104




PANKAJ M. PARIKH
CHARTERED ACCOUNTANT
Membership No. 126573

Budget for Capital Expenditure for the year 2017-18

Particulars	UG (Aided)	UG (Unaided)	PG (Unaided)
	Rs	Rs	Rs
Book Bank	200,000	0	0
Library Books	250,000	400,000	300,000
CCTV Camera	0	0	0
Computer	50,000	0	0
Furniture & Fixture	0	0	0
Office Equipment	20,000	0	0
UGC Assets	350,000	0	0
Total	870,000	400,000	300,000




PRINCIPAL
VIVEK COLLEGE OF COMMERCE
GOREGAON (W), MUMBAI-400104

VIVEK EDUCATION SOCIETY'S, VIVEK COLLEGE OF COMMERCE, GOREGAON (WEST), MUMBAI 400 104.

INCOME AND EXPENDITURE ACCOUNT FOR THE YEAR ENDED 31ST MARCH, 2019

Previous Year Rupees .P	EXPENDITURE	Current Year Rupees .P	Previous Year Rupees .P	INCOME	Current Year Rupees .P
28,213,001.00	To Salaries	29,639,417.00	26,815,253.00	By Salary Grant	28,458,446.00
12,240.00	" Audit Fees	10,620.00	5,732,019.00	" Examination & other Fees	4,849,647.00
18,445.00	" Affiliation Fees	16,000.00	190,763.00	" Interest received	171,405.00
53,998.00	" Annual Day Expenses	70,194.00	106,096.00	" Miscellaneous receipts	277,249.00
25,612.00	" Conveyance	25,290.00	1,193,100.00	" Tuition Fees	1,058,200.00
255,981.00	" Computer Expenses	161,715.00	1,036,786.00	" Bank Interest on FDR	1,148,692.00
88,127.00	" Computer Software	114,460.00	9,000.00	" Project Fees	9,000.00
849,648.27	" Electricity & Water Charges	885,619.97	0.00	" Prior Period Freeship Received	195,306.00
482,738.00	" Extracurricular Activities	610,079.00	0.00	" UGC Grant Utilised	928,700.00
483,811.00	" Examination & Assessment charges	1,696,292.00			
140,150.00	" Miscellaneous Expenses	313,428.30			
154,433.00	" Printing & Stationery	289,831.00			
26,200.00	" Postage & Telephone	28,032.00			
25,762.00	" Rent Rates and Taxes	25,762.00			
129,688.00	" Repairs & Maintenance	269,588.00			
32,227.00	" Reading Room Exps.	34,359.00			
8,785.00	" Subs to Periodicals & Journals	4,729.00			
60,648.00	" Staff Recruitment Expenses	0.00			
58,411.00	" I Card Expenses	64,575.00			
2,975.00	" N.S.S. Expenses	3,642.00			
95,490.00	" College Magazine Exp.	120,360.00			
305,984.00	" Depreciation	479,786.00			
	" Excess of Income over Expenditure carried over to Balance Sheet	2,232,865.73			
3,558,662.73					
35,083,017.00	TOTAL	37,096,645.00	35,083,017.00	TOTAL	37,096,645.00

As per Report of even date

For M. M. PARIKH & CO.
Chartered Accountants

M. M. PARIKH
Partner

Membership No. 004470
FRN NO: 107557W



S. SRIRAM
President

S.R. VARMA
Hon. Secretary

K. KRISHNAMOORTHY
Hon. Treasurer

G. KANNAN & RAMNATH MAHADEVAN
Internal Auditors

Date : 30.10.2019
Place: Mumbai

VIVEK EDUCATION SOCIETY'S, VIVEK COLLEGE OF COMMERCE, GOREGAON (WEST), MUMBAI 400 104.

BALANCE SHEET AS AT 31ST MARCH, 2019

Previous Year Rupees .P	LIABILITIES	Current Year		Previous Year Rupees .P	ASSETS	Current Year	
		Rupees .P	Rupees .P			Rupees .P	Rupees .P
	PRIZE FUND				FIXED ASSETS :		
1,070.00	Bal. As per last Bal. Sheet	0.00			FURNITURE & FIXTURES :		
3,130.00	Add: Addition during the year	700.00		411,724.00	Bal. As per last Bal. Sheet	370,552.00	
4,200.00		700.00		0.00	Additions during the year	44,991.00	
4,200.00	Less: Payment	700.00	0.00	411,724.00		415,543.00	
0.00				41,172.00	Less: Depreciation @ 10%	41,554.00	373,989.00
				370,552.00			
	STUDENTS AID FUND				LIBRARY BOOKS:		
785,004.50	Bal. As per last Bal. Sheet	721,607.50		356,810.00	Bal. As per last Bal. Sheet	390,117.00	
99,625.00	Add: addition during the year (Int)	202,310.00		377,212.00	Additions during the year	380,365.00	
884,629.50		923,917.50		148,846.00	Less: Book Bank Write off	95,558.00	
163,022.00	less: spent during the year	178,783.00		585,176.00		674,924.00	
721,607.50			745,134.50	195,059.00	Less: Depreciation @ 1/3rd	224,975.00	449,949.00
				390,117.00			
1,386,847.00	SUNDRY CREDITORS		1,054,332.00		OFFICE EQUIPMENTS:		
					Bal. As per last Bal. Sheet	13,670.00	
16,173.00	Freeship Amt Refundable	16,173.00		15,551.00	Add: Addition	109,160.00	
1,220,800.00	Caution Money Deposits	1,298,650.00		531.00		122,830.00	
1,530,150.00	Library Deposits	1,659,900.00		16,082.00	Less: Depreciation @ 15%	18,425.00	
890,000.00	Laboratory Deposits	926,000.00		2,412.00			
3,657,123.00			3,900,723.00	13,670.00			104,405.00
					COMPUTERS		
432,776.00	Vivek college (BMS/BSc IT)		3,519.00		Bal. As per last Bal. Sheet	2,865.00	
1,400,370.00	Vivek Education Society UGC		237,001.00	7,162.00	Add: Addition	166,501.00	
				0.00		169,366.00	
	UGC Grant Utilised			7,162.00	Less: Depreciation @ 60%	101,620.00	67,746.00
172,414.00	Balance as per last Bal Sheet	259,097.00		4,297.00			
323,443.00	Add.: Amt trfd from UGC Grant A/c	1,163,369.00		2,865.00			
495,857.00		1,422,466.00			GYM EQUIPMENT :		
236,760.00	Less: Amortised during the year	102,981.00			Bal. As per last Bal. Sheet	3,297.00	
0.00	Less: Amt trferred to Income & Expenditure	928,700.00			Less: Depreciation 15%	495.00	
			390,785.00	3,879.00			2,802.00
259,097.00				582.00			
	UGC Grant A/c			3,297.00			
1,100,756.00	Balance as per last Bal Sheet	154,709.00			AUDIO EQUIPMENT		
400,368.00	Add.: Grant Recd during the year	1,163,369.00			Bal. As per last Bal. Sheet	11,235.00	
60,107.00	Add : Interest	32,363.00		13,218.00	Less: Depreciation 15%	1,685.00	
1,561,231.00		1,350,441.00		1,983.00			
1,083,079.00	Less: Expenses	0.00		11,235.00			9,550.00
323,443.00	Less: Amt Trf to Grant Utilised A/c	1,163,369.00					
154,709.00			187,072.00				
8,012,529.50	Carried forward		6,518,566.50	791,736.00	Carried forward		1,008,441.00



Previous Year Rupees .P	LIABILITIES	Current Year		Previous Year Rupees .P	ASSETS	Current Year	
		Rupees .P	Rupees .P			Rupees .P	Rupees .P
8,012,529.50	Brought forward		6,518,566.50	791,736.00	Brought forward		1,008,441.00
17,509,012.89	<u>INCOME & EXPENDITURE</u>			10,781.00	<u>ELEC. FITTINGS</u>		
3,558,662.73	As per last Balance Sheet	21,067,675.52		1,617.00	Bal. As per last Bal. Sheet	9,164.00	
21,067,675.62	Add: Excess of Income over Expenditure	2,232,865.73		9,164.00	Less : Depreciation @ 15 %	1,375.00	7,789.00
			23,300,541.35				
				2,050.00	<u>FIRE EXTINGUISHERS</u>		
				308.00	Bal. As per last Bal. Sheet	1,742.00	
				1,742.00	Less: Depreciation @ 15%	261.00	1,481.00
				172,414.00	<u>UGC ASSETS</u>		
				323,443.00	Bal. As per last Bal. Sheet	259,097.00	
				495,857.00	Additional during the year	0.00	
				236,760.00		259,097.00	
				259,097.00	Less: Depreciation	102,981.00	
				0.00		156,116.00	
				259,097.00	Add: Trferred from UGC Assets	234,669.00	390,785.00
				312,471.00	<u>UGC ASSETS-VES</u>		
				42,323.00	Balance as per last Balance Sheet	270,148.00	
				270,148.00	Less Depreciation	35,479.00	
				0.00		234,669.00	
				270,148.00	Less: Amt trferred to UGC Asset	234,669.00	0.00
				14,974.00	<u>MUSICAL INSTRUMENT</u>		
				2,246.00	Balance as per last Balance Sheet	12,728.00	
				12,728.00	less : Depreciation @ 15%	1,909.00	10,819.00
				61,197.00	<u>AIR CONDITIONER</u>		
				9,180.00	Balance as per last Balance Sheet	52,017.00	
				52,017.00	less : Depreciation @ 15%	7,803.00	44,214.00
				8,471.00	<u>CCTV Camera</u>		
				0.00	Balance as per last Balance Sheet	7,200.00	
				8,471.00	Additional during the year	267,474.00	
				1,271.00		274,674.00	
				7,200.00	less : Depreciation @ 15%	41,201.00	233,473.00
29,080,205.12	Carried forward		29,819,107.85	1,403,832.00	Carried forward		1,697,002.00



Previous Year Rupees .P	LIABILITIES	Current Year		Previous Year Rupees .P	ASSETS	Current Year	
		Rupees .P	Rupees .P			Rupees .P	Rupees .P
29,080,205.12	Brought forward		29,819,107.85	1,403,832.00	Brought forward		1,697,002.00
				23,561.00	OTHER EQUIPMENT	20,027.00	
				3,534.00	Balance as per last Balance Sheet	3,004.00	
				20,027.00	less : Depreciation @ 15%		17,023.00
					SUNDRY DEPOSITS, LOANS AND ADVANCES:		
				19,370.00	Deposit with BSES / Reliance	19,370.00	
				500.00	Deposit with MTNL	500.00	
				35,499.45	N.S.S Advance	41,649.45	
				9,841.00	Prepaid Expenses	0.00	
				47,815.00	Fees Receivable	29,760.00	
				290,530.00	Freeship Receivable (2015 - 16)	290,530.00	
				270,130.00	Freeship Receivable (2016 - 17)	270,130.00	
				282,300.00	Freeship Receivable (2017 - 18)	139,080.00	
				0.00	Freeship Receivable (2018 - 19)	102,080.00	
				54,380.00	Advance Received Against CAP Advance	7,455.00	
				1,010,365.45		65,649.00	966,203.45
				2,150,790.54	Vivek Education Society	3,056,741.57	
				1,278,338.00	Accrued Interest on FDR	297,685.00	
				3,429,128.54			3,354,426.57
					CASH AND BANK BALANCES:		
				7,162,780.13	In Savings Bank Account	6,494,289.83	
				16,054,072.00	In Fixed Deposits	17,290,163.00	
				23,216,852.13			23,784,452.83
29,080,205.12	TOTAL		29,819,107.85	29,080,205.12	TOTAL		29,819,107.85

As per Report of even date

0

Date: 30.10.2019
Place : Mumbai

For M. M. PARIKH & CO.
Chartered Accountants

M. M. Parikh

M. M. PARIKH
Partner
Membership No. 004470



S. Sriram
S. SRIRAM
President

S.R. Varma
S.R. VARMA
Hon. Secretary

K. Krishnamoorthy
K. KRISHNAMOORTHY
Hon. Treasurer

G. Kannan & Ramnath Mahadevan
G. KANNAN & RAMNATH MAHADEVAN
Internal Auditors

VIVEK EDUCATION SOCIETY'S, VIVEK COLLEGE OF
COMMERCE, GOREGAON (WEST), MUMBAI 400 104.

SCHEDULE FOR THE YEAR ENDED 31ST MARCH, 2019

Sundry Creditors		Rs.
1	Sundry Creditors	1,286,298
Less:	Vivek Education Society UGC	237,001
		1,049,297
2	Advance from University for Convocation	5,035
		1,054,332



2019
5

8

8

Handwritten signatures and initials.

VIVEK EDUCATION SOCIETY'S VIVEK COLLEGE OF COMMERCE
BMS/BSc(IT)/AF/BI GOREGAON (WEST), MUMBAI 400104.
INCOME AND EXPENDITURE ACCOUNT FOR THE YEAR ENDED 31ST MARCH, 2019

Previous Year Rupees .P	EXPENDITURE	Current Year Rupees .P	Previous Year Rupees .P	INCOME	Current Year Rupees .P
10,510,764.00	To Salaries (incl. PF mgmt contribution)	10,593,405.00	6,883,188.00	By Examination & other Fees	6,931,471.00
77,315.00	To Affiliation Fees	76,000.00	205,909.00	" Bank Interest	200,422.00
20,400.00	" Audit Fees	10,620.00	375,342.00	" Miscellaneous Receipts	406,349.00
9,973.00	" Conveyance	13,648.00	9,077,000.00	" Tuition Fees	9,516,000.00
327,433.00	" Electricity Charges	285,240.00	400,877.00	" Interest Received on FDR	606,368.00
556,249.00	" Examination & Assessment Chgs.	743,014.00	95,625.00	" Industrial Visit Fees	570,900.00
365,897.00	" Extracurricular Activities	243,012.00	0.00	" Prior Period Fees Received	57,890.00
5,695.00	" Uniform Charges	2,700.00	0.00	" Prior Period Freeship Received	880,201.00
272,662.00	" Lab & Computer expenses	365,055.00			
35,647.00	" Miscellaneous Expenses	71,043.00			
4,324.00	" Postage & Telephone	5,848.00			
258,489.00	" Printing & Stationery	221,680.00			
44,362.00	" I Card Expenses	48,180.00			
3,716.00	" Reading Room Exps	3,485.00			
824,475.00	" Rent	824,475.00			
56,128.00	" Repairs & Maintenance	234,657.00			
2,600.00	" Seminar Expenses	7,542.00			
85,154.00	" Subscription to Periodicals	103,764.00			
6,443.00	" Bank charges	4,915.00			
18,244.00	" Book Exhibition	19,280.00			
169,412.00	" Software Expenses	134,880.00			
162,856.00	" Prizes & Rewards	164,438.00			
64,212.00	" Magazine Expenses	60,180.00			
12,664.00	" Legal & Professional Expenses	12,744.00			
99,375.00	" Industrial Visit Expenses	421,002.00			
64,635.00	" Annual Day Expenses	18,385.00			
5,807.00	" Insurance Charges	7,227.00			
0.00	" Profession Fees	31,000.00			
474,142.80	" Depreciation	479,308.00			
2,498,867.20	" Excess of income over expenditure carried to Balance Sheet	3,962,874.00			
17,037,941.00	TOTAL	19,169,601.00	17,037,941.00	TOTAL	19,169,601.00

As per report of even date

For M. M. PARIKH & CO.
Chartered Accountants

M. M. Parikh

M. M. PARIKH
Partner

Membership No. 004470
FRN NO : 107557W



Date: 30/10/2019
Place: Mumbai

S. Sriram
S. Sriram
President

S.R. Varma
S.R. Varma
Hon. Secretary

K. Krishnamoorthy
K. Krishnamoorthy
Hon. Treasurer

G. Kannan & Ramnath Mahadevan
G. KANNAN & RAMNATH MAHADEVAN
Internal Auditors

2019
7

h h

2019
8

3,964,432.00	Brought forward		4,232,384.00	1,420,142.00	Brought forward		1,832,120.00
					<u>COMPUTER</u>		
				39,586.00	Bal. As per last bal. Sheet	15,834.00	
				0.00	Additions during the year	0.00	
15,500,136.37	Bal. as per last Balance sheet	17,999,003.57		39,586.00		15,834.00	
2,498,867.20	Add: Surplus during the year	3,962,874.00		23,752.00	Less: Depreciation @ 60%	9,500.00	
17,999,003.57			21,961,877.57	15,834.00			6,334.00
					<u>LAB EQUIPMENT</u>		
				10,805.00	Bal. As per last bal. Sheet	9,184.00	
				1,621.00	Less: Depreciation @ 15 %	1,378.00	
				9,184.00			7,806.00
					<u>AIR CONDITIONER</u>		
				91,669.00	Bal. As per last bal. Sheet	77,919.00	
				13,750.00	Less: Depreciation @ 15%	11,688.00	
				77,919.00			66,231.00
					<u>CCTV CAMERA</u>		
				29,568.00	Bal. As per last bal. Sheet	25,133.00	
				4,435.00	Less: Depreciation @ 15%	3,770.00	
				25,133.00			21,363.00
					<u>Fire Extinguisher</u>		
				3,224.00	Bal. As per last bal. Sheet	2,740.00	
				484.00	Less: Depreciation @ 15%	411.00	
				2,740.00			2,329.00
					<u>CANON EOS 600D Camera</u>		
				26,675.00	Bal. As per last bal. Sheet	22,674.00	
				4,001.00	Less: Depreciation @ 15%	3,401.00	
				22,674.00			19,273.00
21,963,435.57	Carried forward		26,194,261.57	1,573,626.00	Carried forward		1,955,456.00



h

2019
9

21,963,435.57	Brought forward		26,194,261.57	1,573,626.00	Brought forward		1,955,456.00
					<u>SUNDRY DEPOSITS, LOANS AND ADVANCES:</u>		
				0.00	Advances	15,790.00	
				20,000.00	Advance(Santosh Sangle)		
				4,298,995.00	Freeship Recoverable	4,990,815.00	
				0.00	Disaster Relief Fund	0.00	
				49,275.00	CAP Adv	49,275.00	
				180,619.00	Income Tax Recoverable	180,619.00	
				6,492.00	Adv for University exam	0.00	
				689,613.00	Accrued Interest on FDR	362,700.00	
				0.00	Professor Tax	133,600.00	
				5,244,994.00			5,732,799.00
				432,776.00	Vivek College of Commerce	3,519.00	
				9,638,351.00	Vivek Education Society	4,541,352.00	
				0.00	Vivek College Aided Section		
				0.00	Vivek College Post Graduation	411,681.00	
				10,071,127.00			4,956,552.00
					<u>CASH AND BANK BALANCES:</u>		
				43,397.57	In Savings Bank Account	663,232.57	
				5,030,291.00	Fixed Deposits	12,886,222.00	
				5,073,688.57			13,549,454.57
21,963,435.57	TOTAL		26,194,261.57	21,963,435.57	TOTAL		26,194,261.57

As per report of even date

For M. M. PARIKH & CO.
Chartered Accountants

S. Sriram
President

S.R. VARMA
Hon. Secretary

K. Krishnamoorthy
Hon. Treasurer

13 OCT 2019

Date:

Place: Mumbai

M. M. PARIKH
Partner

Membership No. 004470



G.KANNAN & RAMNATH MAHADEVAN

Internal Auditors

THE VIVEK EDUCATION SOCIETY'S, VIVEK COLLEGE OF COMMERCE POST GRADUATION DIVISION
INCOME AND EXPENDITURE ACCOUNT FOR THE YEAR ENDED 31ST MARCH, 2019

Previous Year Rupees .P	EXPENDITURE	Current Year Rupees .P	Previous Year Rupees .P	INCOME	Current Year Rupees .P
290,500.00	To Salaries	439,020.00	3,074,545.00	By Examination & other Fees	3,039,488.00
21,240.00	" Affiliation Fees	20,000.00	82,054.00	" Interest received	81,110.00
13,420.00	" Audit Fees	11,800.00			
			5,860.00	" Miscellaneous receipts	42,196.00
2,422.00	" Miscellaneous Expenses	2,747.00	2,405,000.00	" Tuition Fees	2,366,000.00
14,895.00	" Printing & Stationery	5,850.00	848,679.00	" Bank Interest on FDR	1,102,417.00
141,430.00	" Subscripton to Periodicals	76,258.00			
1,242,023.00	" Exam Expense	1,068,637.00			
504,000.00	" Rent Rates & Taxes	504,000.00			
29,254.00	" College Magazine Expense	22,066.00			
10,245.00	" I card Expenses	23,857.00			
3,640.00	"Group Insuarance				
231,440.00	" Depreciation	246,499.00			
3,911,629.00	" Excess of Income over Expenditure carried over to Balance Sheet	4,210,477.00			
6,416,138.00	TOTAL	6,631,211.00	6,416,138.00	TOTAL	6,631,211.00

As Per Report of Even Date

For M. M. PARIKH & CO.
Chartered Accountants

M. M. Parikh

M. M. PARIKH
Partner

Membership No. 004470
FRN NO : 107557W



S. Sriram
S. Sriram
President

S.R. Varma
S.R. Varma
Hon. Secretary

K. Krishnamoorthy
K. Krishnamoorthy
Hon. Treasurer

G. Kannan & Ramnath Mahadevan
G. Kannan & Ramnath Mahadevan
Internal Auditors

Date: 30/10/2019
Place: Mumbai

THE VIVEK EDUCATION SOCIETY'S, VIVEK COLLEGE OF COMMERCE POST GRADUATION DIVISION
BALANCE SHEET AS AT 31ST MARCH, 2019

Previous Year Rupees .P	LIABILITIES	Current Year Rupees .P	Previous Year Rupees .P	ASSETS	Current Year Rupees .P	Current Year Rupees .P
	STUDENTS AID FUND			FIXED ASSETS :		
137,025.00	Opening Balance	160,625.00		FURNITURE & FIXTURES :		
23,600.00	Additions during the year	18,350.00	89,192.00	Opening Balance	80,273.00	
				Addition	45,676.00	
160,625.00		178,975.00	8,919.00	Less: Depreciation @ 10%	12,595.00	
			80,273.00			113,354.00
211,211.00	SUNDRY CREDITORS	161,351.00		LIBRARY BOOKS:		
353,200.00	Caution Money Deposits	383,500.00		Opening Bal.	445,042.00	
479,550.00	Library Deposits	530,550.00	421,073.00	Purchased during the year	112,818.00	
3,000.00	Freeship amt refundable	3,000.00	246,490.00		557,860.00	
	Fees Collection 2017-18	195,550.00	667,563.00	Less: Depreciation @ 33.33%	233,904.00	
1,046,961.00		1,273,951.00	222,521.00			323,956.00
			445,042.00			
	Vivek College of Commerce (BMS/ Bsc.IT)	411,681.00		CURRENT ASSETS & ADVANCES		
		411,681.00	1,018,849.00	Accrued Interest on FDR	390,780.00	
			47,991.00	Adv. For university	44,570.00	
	INCOME & EXPENDITURE ACCOUNT:		502,270.00	Freeship Receivable (2015-16)	485,560.00	
11,982,033.00	As per last Balance Sheet	15,893,662.00	499,720.00	Fees receivable 16-17	478,885.00	
3,911,629.00	Add: Excess of Income over Exp.	4,210,477.00	487,050.00	Fees receivable 17-18	262,050.00	
15,893,662.00		20,104,139.00		Fees receivable 18-19	440,475.00	
			2,555,880.00			2,102,320.00
			197,047.00	VIVEK EDUCATION SOCIETY		307,143.00
				CASH AND BANK BALANCES:		
			829,626.00	In Savings Bank Account	8,203.00	
			12,993,380.00	In Fixed Deposits	19,113,770.00	
			13,823,006.00			19,121,973.00
17,101,248.00	TOTAL	21,968,746.00	17,101,248.00	TOTAL		21,968,746.00

As Per Report of Even Date

FOR M. M. PARIKH & Co.
Chartered Accountants

M. M. Parikh
Partner
Membership No. 004470
FRN NO : 107557W



Date: 30/10/2019
Place: Mumbai

S. Sriram
President

S.R. Varma
Hon. Secretary

K. Krishnamoorthy
Hon. Treasurer

G. Kannan & Ramnath Mahadevan
Internal Auditors

M. M. PARIKH & CO.

Chartered Accountants



Kishor M. Parikh B. Com., F.C.A., DIP.IFR. (U.K.)

Pankaj M. Parikh B. Com., F.C.A.

A/114, Super Shopping Complex, Bajaj Cross Road, Kandivli (West), Mumbai - 400 067.

Tel.: 022 - 2887 7741 • Email : pankaj2703@yahoo.co.in • mmparikh1978@yahoo.in

To,
The Principal & Management,
Vivek College of Commerce
Siddharth Nagar,
Goregaon (West)
Mumbai - 400104

Re:- Certificate of expenditure for the financial years
2015-2016 to 2019-2020 of NAAC accreditation process

This is to certify that accompanying statements of expenditure (Page No.1 to 10) of Vivek College of Commerce are prepared and compiled from the audited financial statements for the financial years 2015-2016 to 2019-2020.

MANAGEMENT'S RESPONSIBILITY

The preparation of the expenditure statement for the FY 2015-2016 to 2019-2020 as per the SOP issued by NAAC is the responsibility of the Management. This responsibility includes the preparation of the data as per the rules and guidelines issued by NAAC.

PRACTITIONER'S RESPONSIBILITY & OPINION

Our responsibility is to provide a reasonable assurance that these statements of expenditure for the financial years 2015-2016 to 2019-2020 are compiled from audited financial statements and are true and correct.

RESTRICTION ON USE

This certificate is issued at the request of the Principal/Management of Vivek College of Commerce and solely for the purpose of complying NAAC accreditation process and should not be used by any other person or for any other purpose.

FOR M. M. PARIKH & Co.
Chartered Accountants

P. M. Parikh


(PANKAJ M. PARIKH)
Membership No.126573
UDIN:- 21126573AAAAAT7778

Date: 03-06-2021
Place: Mumbai.



4.1.4 STATEMENT OF EXPENDITURE (EXCLUDING SALARY)

Heads	2018-19 (Audited)			
	Aided	Unaided	PG	Total
Expenses (From Income & Expenditure a/c)				
Out of Fees Collected	25,61,500	15,33,773	11,14,560	52,09,833
Exam Expenses	16,96,292	7,43,014	10,68,637	35,07,943
Extra Curricular Activities	6,10,079	2,43,012		8,53,091
Annual Day Expenses	70,194	18,385		88,579
College Magazine	1,20,360	60,180	22,066	2,02,606
I Card Expenses	64,575	48,180	23,857	1,36,612
Industrial Visit Fees	-	4,21,002		4,21,002
Expenses on ICT Maintenance	2,76,175	4,99,935	-	7,76,110
Computer Expenses	1,61,715	3,65,055		5,26,770
Softwares	1,14,460	1,34,880		2,49,340
Expenses on Maintenance of Physical Facilities	2,95,350	10,66,359	5,04,000	18,65,709
Repairs	2,69,588	2,34,657		5,04,245
Rent	25,762	8,24,475	5,04,000	13,54,237
Insurance	-	7,227		7,227
Expenses on Academic Facilities	39,088	1,07,249	76,258	2,22,595
Journals & Periodicals	4729	103,764	76,258	1,84,751
Reading Room Expenses	34,359	3,485	-	37,844
Other Expenses	15,72,463	9,26,698	40,397	25,39,558
Affiliation Fees	16,000	76,000	20,000	1,12,000
Audit Fees	10,620	10,620	11,800	33,040
Bank Charges	-	4,915		4,915
Book Exhibition Exp	-	19,280		19,280
Conveyance	25,290	13,648		38,938
Electricity & Water	8,85,620	2,85,240		11,70,860
Group Insurance			-	
Miscellaneous Expenses	3,13,428	73,743	2,747	3,89,918
NSS Expenses	3,642			3,642
Postage & Telephone	28,032	5,848		33,880
Printing & Stationery	2,89,831	2,21,680	5,850	5,17,361
Prizes and Rewards	-	1,64,438		1,64,438
Professional Fees	-	43,744		43,744
Seminar Expenses	-	7,542		7,542
Depreciation	4,79,786	4,79,308	2,46,499	12,05,593
Total Expenditure	52,24,362	46,13,322	19,81,714	1,18,19,398
Expenditure on Infrastructure Augmentation	5,88,126	5,42,705	45,676	11,76,507
Computers	-	-	-	-
LCD Proectors (UGC Assets)	1,66,501	-	-	1,66,501
CCTV Camera	2,67,474	-	-	2,67,474
Office Equipments	1,09,160	4,64,992	-	5,74,152
Electrical Fittings	-	-	-	-
Furniture	44,991	77,713	45,676	1,68,380



Principal

PRINCIPAL

VIVEK COLLEGE OF COMMERCE
GOREGAON (W), MUMBAI-400104

For M. M. PARIKH & CO.

M. M. Parikh

- 3 JUN 2021

PARTNER

Auditor




PANKAJ M. PARIKH
CHARTERED ACCOUNTANT
Membership No. 126573

Budget for Capital Expenditure for the year 2018-19

Particulars	UG (Aided)	UG (Unaided)	PG (Unaided)
	Rs	Rs	Rs
Book Bank	1,60,000	0	0
Library Books	3,00,000	3,25,000	1,25,000
CCTV Camera	3,00,000	0	0
Computer	1,50,000	0	0
Furniture & Fixture	50,000	1,00,000	50,000
Office Equipment	1,25,000	5,00,000	0
UGC Assets	2,35,000	0	0
Total	13,20,000	9,25,000	1,75,000




PRINCIPAL
VIVEK COLLEGE OF COMMERCE
GOREGAON (W), MUMBAI-400104

VIVEK EDUCATION SOCIETY'S, VIVEK COLLEGE OF COMMERCE, GOREGAON (WEST), MUMBAI 400 104.
INCOME AND EXPENDITURE ACCOUNT FOR THE YEAR ENDED 31ST MARCH, 2020

Previous Year Rupees .P	EXPENDITURE	Current Year Rupees .P	Previous Year Rupees .P	INCOME	Current Year Rupees .P
29,639,417.00	To Salaries	28,956,471.00	28,458,446.00	By Salary Grant	28,616,930.00
10,620.00	" Audit Fees	10,620.00	4,849,647.00	" Examination & other Fees	4,933,326.00
16,000.00	" Affiliation Fees	16,000.00	171,406.00	" Interest received	175,517.00
70,194.00	" Annual Day Expenses	69,940.00	277,249.00	" Miscellaneous receipts	60,228.00
25,290.00	" Conveyance	24,636.00	1,058,200.00	" Tuition Fees	1,192,800.00
151,715.00	" Computer Expenses	114,055.00	1,148,692.00	" Bank Interest on FDR	1,187,741.00
114,460.00	" Computer Software	79,060.00	9,000.00	" Project Fees	103,000.00
885,619.97	" Electricity & Water Charges	917,780.92	195,306.00	" Prior Period Freeship Received	0.00
610,079.00	" Extracurricular Activities	511,378.00	928,700.00	" UGC Grant Utilised	0.00
1,895,292.00	" Examination & Assessment charges	1,053,520.00			
313,428.30	" Miscellaneous Expenses	342,561.00			
289,831.00	" Printing & Stationery	344,226.00			
28,032.00	" Postage & Telephone	42,633.00			
25,762.00	" Rent Rates and Taxes	25,762.00			
289,598.00	" Repairs & Maintenance	1,328,503.00			
34,359.00	" Reading Room Exps.	30,817.00			
4,729.00	" Subs to Periodicals & Journals	29,712.00			
64,575.00	" I Card Expenses	59,116.00			
3,642.00	" N.S.S. Expenses	0.00			
120,360.00	" College Magazine Exp.	115,050.00			
0.00	" Bank Charges	229.80			
0.00	" TDS Late Fees & Interest	22,470.00			
479,786.00	" Depreciation	363,184.00			
2,232,865.73	" Excess of Income over Expenditure carried over to Balance Sheet	1,813,797.28			
37,896,645.00	TOTAL	36,271,542.00	37,096,845.00	TOTAL	36,271,542.00

As per Report of even date

For M. M. PARIKH & CO.
Chartered Accountants
P. M. Parikh

P. M. PARIKH
Partner

Membership No.126573
FRN NO: 107557W

S. SRIRAM
President

S.R. VARMA
Hon. Secretary

K. KRISHNAMOORTHY
Hon. Treasurer

G. KANNAN & RAMNATH MAHADEVAN
Internal Auditors

Date : 16.03.2021
Place: Mumbai

VIVEK EDUCATION SOCIETY'S, VIVEK COLLEGE OF COMMERCE, GOREGAON (WEST), MUMBAI 400 104.
BALANCE SHEET AS AT 31ST MARCH, 2020

Previous Year Rupees .P	LIABILITIES	Current Year		Previous Year Rupees .P	ASSETS	Current Year	
		Rupees .P	Rupees .P			Rupees .P	Rupees .P
0.00	PRIZE FUND				FIXED ASSETS:		
700.00	Bal. As per last Bal. Sheet	0.00		370,552.00	FURNITURE & FIXTURES:		
700.00	Add: Addition during the year	1,700.00		44,994.00	Bal. As per last Bal. Sheet	373,389.00	
700.00		1,700.00		415,543.00	Additions during the year	4,130.00	
0.00	Less: Payment	0.00	1,700.00	41,554.00	Less: Depreciation @ 10%	378,119.00	
				373,989.00		57,512.00	340,307.00
721,507.50	STUDENTS AID FUND				LIBRARY BOOKS:		
202,310.00	Bal. As per last Bal. Sheet	745,134.50		380,117.00	Bal. As per last Bal. Sheet	449,949.00	
923,917.50	Add: addition during the year (Int)	114,666.00		380,385.00	Additions during the year	199,376.00	
178,783.00	less: spent during the year	859,800.50		95,558.00	Less: Book Bank Write off	0.00	
745,134.50		33,795.00		674,824.00	Less: Depreciation @ 1/3rd	640,325.00	
1,954,332.00	SUNDRY CREDITORS		326,605.50	224,975.00		213,442.00	426,883.00
16,173.00	Freeship Amt Refundable	16,173.00	1,519,512.00	449,848.00	OFFICE EQUIPMENTS:		
1,298,650.00	Caution Money Deposits	1,373,500.00		13,670.00	Bal. As per last Bal. Sheet	104,405.00	
1,659,800.00	Library Deposits	1,784,550.00		109,180.00	Add: Addition	43,600.00	
926,000.00	Laboratory Deposits	952,000.00		122,830.00	Less: Depreciation @ 15%	148,085.00	
3,900,723.00			4,139,323.00	15,425.00		22,210.00	125,855.00
0.00	VIVEK EDUCATION SOCIETY -			104,405.00	COMPUTERS		
3,519.00	AS FUND		0.00	2,866.00	Bal. As per last Bal. Sheet	67,748.00	
237,001.00	Vivek college (BMSVSE IT)		3,519.00	166,501.00	Add: Addition	0.00	
	Vivek Education Society UGC		237,001.00	169,368.00	Less: Depreciation @ 60%	67,748.00	27,088.00
259,097.00	UGC Grant Utilised			101,620.00		40,648.00	
1,163,369.00	Balance as per last Bal Sheet	390,785.00		67,748.00	GYM EQUIPMENT:		
1,422,466.00	Add: Amt trfd from UGC Grant A/c	0.00			Bal. As per last Bal. Sheet	2,802.00	
102,581.00	Less: Amortised during the year	390,785.00			Less: Depreciation 15%	420.00	2,382.00
926,700.00	Less: Amt Infrd to Income & Expenditure	78,432.00			AUDIO EQUIPMENT		
390,785.00		0.00	312,353.00		Bal. As per last Bal. Sheet	9,660.00	
154,709.00	UGC Grant A/c				Less: Depreciation 15%	1,433.00	8,117.00
1,163,369.00	Balance as per last Bal Sheet	167,072.00					
32,353.00	Add: Grant Recd during the year	0.00					
1,350,441.00	Add: Interest	0.00					
0.00	Less: Expenses	167,072.00		11,235.00			
1,183,369.00	Less: Amt Trf to Grant Utilised A/c	42,156.00		1,885.00			
187,072.00		0.00	144,915.00	9,560.00			
6,518,568.50	Carried forward		7,281,429.50		Carried forward		830,642.00

Previous Year Rupees .P	LIABILITIES	Current Year		Previous Year Rupees .P	ASSETS	Current Year	
		Rupees .P	Rupees .P			Rupees .P	Rupees .P
8,518,586.60	Brought forward		7,281,429.50	1,008,441.00	Brought forward		930,842.00
	<u>INCOME & EXPENDITURE ACCOUNT</u>				<u>ELEC. FITTINGS</u>		
21,087,675.62	As per last Balance Sheet	23,300,641.36		8,164.00	Bal. As per last Bal. Sheet	7,788.00	
2,232,865.73	Add: Excess of Income over Expenditure	1,613,797.28		1,375.00	Less: Depreciation @ 15 %	1,168.00	
23,300,541.36			25,114,338.63	7,788.00			6,821.00
					<u>FIRE EXTINGUISHERS</u>		
				1,742.00	Bal. As per last Bal. Sheet	1,481.00	
				261.00	Less: Depreciation @ 15%	222.00	
				1,481.00			1,259.00
					<u>UGC ASSETS</u>		
				259,067.00	Bal. As per last Bal. Sheet	390,785.00	
				0.00	Additional during the year	0.00	
				259,067.00			
				102,981.00	Less: Depreciation	390,785.00	
				156,116.00		78,432.00	
				234,669.00	Add: Transferred from UGC Assets	312,353.00	
				390,785.00		0.00	312,353.00
					<u>UGC ASSETS-VES</u>		
				270,145.00	Balance as per last Balance Sheet	0.00	
				35,479.00	Less Depreciation	0.00	
				234,669.00		0.00	
				234,669.00	Less: Amt. Transferred to UGC Asset	0.00	
				0.00		0.00	0.00
					<u>MUSICAL INSTRUMENT</u>		
				12,726.00	Balance as per last Balance Sheet	10,819.00	
				1,909.00	Less: Depreciation @ 15%	1,623.00	
				10,819.00			8,196.00
					<u>AIR CONDITIONER</u>		
				52,017.00	Balance as per last Balance Sheet	44,214.00	
				7,803.00	Less: Depreciation @ 15%	5,532.00	
				44,214.00			37,682.00
					<u>CCTV Camera</u>		
				7,200.00	Balance as per last Balance Sheet	233,473.00	
				267,474.00	Additional during the year	0.00	
				274,674.00		233,473.00	
				41,201.00	Less: Depreciation @ 15%	35,021.00	
				233,473.00			198,452.00
29,818,107.85	Carried forward		32,395,788.13	1,697,002.00	Carried forward		1,496,105.00

Previous Year Rupees .P	LIABILITIES	Current Year		Previous Year Rupees .P	ASSETS	Current Year	
		Rupees .P	Rupees .P			Rupees .P	Rupees .P
29,819,107.85	Brought forward		32,395,768.13	1,697,002.00	Brought forward		1,496,105.00
				20,027.00	OTHER EQUIPMENT		
				3,004.00	Balance as per last Balance Sheet	17,023.00	
				17,023.00	less : Depreciation @ 15%	2,553.00	
							14,470.00
				19,370.00	SUNDRY DEPOSITS, LOANS AND		
				500.00	ADVANCES:		
				41,649.45	Deposit with BSES / Reliance	19,370.00	
				0.00	Deposit with MTNL	500.00	
				29,760.00	N.S.S Advance	52,699.45	
				801,820.00	Prepaid Expenses	15,752.00	
				7,455.00	Fees Receivable	39,060.00	
				85,649.00	Freeship Receivable	835,700.00	
				966,203.45	Advance Received Against C&P	0.00	
					Advance	119,038.00	
				3,056,741.57			1,082,119.45
				297,685.00	Vivek Education Society	2,642,571.65	
				3,354,426.57	Accrued interest on FDR	1,252,373.00	
							3,894,944.65
				0.00	CASH AND BANK BALANCES:		
				6,494,289.83	Cash in Hand	2,961.00	
				17,290,163.00	In Savings Bank Account	8,899,470.03	
				23,784,452.83	In Fixed Deposits	17,005,698.00	
29,819,107.85	TOTAL		32,395,768.13	29,819,107.85	TOTAL		29,908,129.03
As per Report of even date							32,395,768.13

For M. M. PARIKH & CO.
Chartered Accountants

M. Parikh

P. M. PARIKH

Partner

Membership No. 128573
FRN NO: 107557W

S. Sriram
S. SRIRAM
President

S.R. Varma
S.R. VARMA
Hon. Secretary

K. Krishnamoorthy
K. KRISHNAMOORTHY
Hon. Treasurer

G. Kannan & Ramnath Mahadevan
G. KANNAN & RAMNATH MAHADEVAN
Internal Auditors

Date: 16.03.2021
Place : Mumbai

**VIVEK EDUCATION SOCIETY'S, VIVEK COLLEGE OF COMMERCE,
GOREGAON (WEST), MUMBAI 400 104.**

SCHEDULE FOR THE YEAR ENDED 31ST MARCH, 2020

Sundry Creditors		
1	Sundry Creditors	1796809
	Less: Vivek Education Society UGC	237001
		1559808
2	Advance Received Against CAP	54769
3	Advance from University for Convocation	5035
		1619612

Freeship Receivable		
Previous Year	Particulars	Current Year
290530	Freeship Receivable (2015 - 16)	290530
270130	Freeship Receivable (2016 - 17)	256065
139080	Freeship Receivable (2017 - 18)	130415
102080	Freeship Receivable (2018 - 19)	76550
0	Freeship Receivable (2019 - 20)	82140
801820	Total	835700






INCOME AND EXPENDITURE ACCOUNT FOR THE YEAR ENDED 31ST MARCH, 2020					
Previous Year Rupees .P	EXPENDITURE	Current Year Rupees .P	Previous Year Rupees .P	INCOME	Current Year Rupees .P
10,593,405.00	To Salaries (Incl. PF & grat contribution)	12,886,327.00	6,967,457.00	By Examination & other Fees	8,139,686.73
76,000.00	To Affiliation Fees	72,000.00	200,422.00	" Bank Interest	1,099,533.00
10,620.00	" Audit Fees	10,620.00	406,349.00	" Miscellaneous Receipts	394,350.00
13,648.00	" Conveyance	3,514.00	9,516,000.00	" Tuition Fees	10,552,127.00
285,240.00	" Electricity Charges	275,216.00	606,368.00	" Interest Received on PDR	0.00
743,014.00	" Examination & Assessment Chgs.	1,037,483.00	570,900.00	" Industrial Visit Fees	0.00
243,012.00	" Extracurricular Activities	209,487.00	57,890.00	" Prior Period Fees Received	97,234.00
2,700.00	" Uniform Charges	7,970.00	880,201.00	" Prior Period Freeship Received	0.00
365,055.00	" Lab & Computer expenses	74,142.00			
71,043.00	" Miscellaneous Expenses	126,989.00			
5,848.00	" Postage & Telephone	1,870.00			
221,690.00	" Printing & Stationery	284,884.00			
48,180.00	" I Card Expenses	0.00			
3,485.00	" Reading Room Exps	3,858.00			
824,475.00	" Rent	824,475.00			
234,637.00	" Repairs & Maintenance	994,335.00			
7,542.00	" Seminar Expenses	7,000.00			
103,764.00	" Subscription to Periodicals	85,502.00			
4,915.00	" Bank charges	7,929.00			
19,280.00	" Book Exhibition	28,397.00			
134,830.00	" Software Expenses	172,162.00			
164,438.00	" Prizes & Rewards	193,194.00			
60,180.00	" Magazine Expenses	80,535.00			
12,744.00	" Legal & Professional Expenses	13,452.00			
421,002.00	" Industrial Visit Expenses	338,310.00			
18,385.00	" Annual Day Expenses	36,885.00			
43,213.00	" Insurance Charges/Group Insurance	45,244.00			
31,000.00	" Profession Fees	0.00			
479,308.00	" Depreciation	968,765.00			
3,962,874.00	" Excess of income over expenditure carried to Balance Sheet	1,529,415.75			
19,205,587.00	TOTAL	20,282,930.73			
As per report of evan date		20,282,930.73	19,205,587.00	TOTAL	20,282,930.73

G.KANNAN & RAMNATH MAHADEVAN
Internal Auditors

VIVEK EDUCATION SOCIETY'S VIVEK COLLEGE OF COMMERCE,
BMS/BSc(FT)/B.Com. (AF) / B.Com. (3Y) GOREGAON (WEST), MUMBAI 400 104.

BALANCE SHEET AS AT 31ST MARCH, 2020

Previous Year Rupees .P	LIABILITIES	Current Year		Previous Year Rupees .P	ASSETS	Current Year	
		Rupees .P	Rupees .P			Rupees .P	Rupees .P
					<u>FIXED ASSETS:</u>		
					<u>FURNITURE & FIXTURES:</u>		
				557,717.00	Bal. As per last bal. Sheet	571,887.00	
				77,713.00	Additions during the year	151,953.00	
				635,430.00		723,840.00	
				63,543.00	Less: Depreciation @ 10%	72,424.00	
				571,887.00			651,416.00
					<u>ELECTRICAL FITTINGS:</u>		
				140,528.00	Bal. As per last bal. Sheet	119,449.00	
				21,079.00	Less: Depreciation @ 15%	17,917.00	
				119,449.00			101,532.00
	<u>CURRENT LIABILITIES</u>				<u>OFFICE EQUIPMENT:</u>		
581,883.00	Sundry Creditors	1,349,626.00			Bal. As per last bal. Sheet	450,933.00	
134,908.00	Vice Chancellors Fund	114,528.00			Additions during the year	0.00	
3,008,800.00	Student Deposits	3,348,000.00				450,933.00	
5,925.00	Freeship Amt. Refundable	5,925.00			Less: Depreciation @ 15 %	67,440.00	
							383,493.00
3,390.00	Disaster Relief Fund	1,350.00					
30,396.00	Tax Deducted At Source Payable	51,465.00					
0.00	Profession Tax				<u>GYMKHANA EQUIPMENT:</u>		
677.00	Staff Provident Fund	677.00			Bal. As per last bal. Sheet	982.00	
3,745,979.00			4,873,871.00	173.00	Less: Depreciation @ 15 %	147.00	
				982.00			835.00
					<u>LIBRARY BOOKS:</u>		
				655,225.00	Bal. As per last bal. Sheet	688,869.00	
				316,433.00	Additions during the year	267,506.00	
				973,658.00		956,375.00	
				284,789.00	Less: Depreciation @ 33.33 %	318,760.00	
				688,869.00			637,615.00
4,232,384.00	Carried forward		5,406,743.00	1,892,120.00	Carried forward		1,773,091.00

Previous Year	LIABILITIES	Current Year		Previous Year	ASSETS	Current Year	
Rupees .P		Rupees .P	Rupees .P	Rupees .P		Rupees .P	Rupees .P
4,232,394.00	Brought forward		5,406,733.00	1,832,120.00	Brought forward		1,775,091.00
					<u>COMPUTER</u>		
				13,834.00	Bal. As per last bal. Sheet	6,334.00	
				0.00	Additions during the year	773,040.00	
				15,834.00		784,374.00	
				9,500.00	Less: Depreciation @ 60%	473,158.00	
				6,334.00			311,216.00
	<u>INCOME & EXPENDITURE ACCOUNT</u>				<u>LAB EQUIPMENT</u>		
17,999,003.57	Bal. as per last Balance sheet	21,961,877.57		9,184.00	Bal. As per last bal. Sheet	7,806.00	
3,962,874.00	Add: Surplus during the year	1,529,415.75		1,978.00	Less: Depreciation @ 15 %	1,171.00	
21,961,877.57			23,491,293.32	7,806.00			6,635.00
	VIVEK EDUCATION SOCIETY		276,610.00		<u>AIR CONDITIONER</u>		
				77,919.00	Bal. As per last bal. Sheet	66,231.00	
				21,688.00	Less: Depreciation @ 15%	9,935.00	
				66,231.00			56,296.00
					<u>CCTV CAMERA</u>		
				25,133.00	Bal. As per last bal. Sheet	21,363.00	
					Additions during the year	7,788.00	
				3,770.00	Less: Depreciation @ 15%	29,151.00	
				21,363.00		4,373.00	24,778.00
					<u>Fire Extinguisher</u>		
				2,740.00	Bal. As per last bal. Sheet	2,329.00	
				411.00	Less: Depreciation @ 15%	349.00	
				2,329.00			1,980.00
					<u>CANON EOS 600D Camera</u>		
				22,674.00	Bal. As per last bal. Sheet	19,273.00	
				3,401.00	Less: Depreciation @ 15%	2,891.00	
				19,273.00			16,382.00
26,194,261.57	Carried forward		29,174,846.32	1,959,456.00	Carried forward		2,192,978.00

12

13
14
15
16
17
18
19
20
21
22
23
24
25
26
27
28
29
30
31
32
33
34
35
36
37
38
39
40
41
42
43
44
45
46
47
48
49
50
51
52
53
54
55
56
57
58
59
60
61
62
63
64
65
66
67
68
69
70
71
72
73
74
75
76
77
78
79
80
81
82
83
84
85
86
87
88
89
90
91
92
93
94
95
96
97
98
99
100

Previous Year	LIABILITIES	Current Year		Previous Year	ASSETS	Current Year	
		Rupees .P	Rupees .P			Rupees .P	Rupees .P
26,194,261.57	Brought forward		29,179,646.32	1,955,458.00	Brought forward		2,192,378.00
					SUNDRY DEPOSITS, LOANS AND ADVANCES:		
				15,790.00	Advances	0.00	
					Advance(Santosh Sangle)	0.00	
				4,990,815.00	Feeship Recoverable	5,349,395.00	
				0.00	Disaster Relief Fund	0.00	
				49,275.00	CAP Adv	47,547.00	
				180,619.00	Income Tax Recoverable	180,619.00	
				0.00	Adv for University exam		
				362,700.00	Accrued Interest on FDR	754,068.00	
				133,600.00	Profession Tax	128,075.00	
				5,732,799.00			5,654,800.00
				3,519.00	Vivek College of Commerce	3,519.00	
				4,591,352.00	Vivek Education Society		
					Vivek College Aided Section		
				411,691.00	Vivek College Post Graduation	1,411,691.00	
				4,958,552.00			1,415,300.00
					CASH AND BANK BALANCES:		
					CASH	484.00	
				663,232.57	In Savings Bank Account	2,961,473.32	
				12,886,222.00	Fixed Deposits	16,179,371.00	
				13,549,454.57			16,912,368.32
26,194,261.57	TOTAL		29,179,646.32	26,194,261.57	TOTAL		29,179,646.32

As per report of even date

For M. M. FARUKH & CO.
Chartered Accountants

M. Farukh

P. M. FARUKH

Partner

Membership No. 326573

FIN NO: 107557W

Date: 16/03/2023

Place: Mumbai

S. Srivastava
S. Srivastava
President

S.R. Varma
S.R. VARMA
Hon. Secretary

K. Krishnamoorthy
K. Krishnamoorthy
Hon. Treasurer

G. Kannan & Ramnath Mahadevan
G.KANNAN & RAMNATH MAHADEVAN
Internal Auditors

**THE VIVEK EDUCATION SOCIETY'S, VIVEK COLLEGE OF COMMERCE POST GRADUATION DIVISION
INCOME AND EXPENDITURE ACCOUNT FOR THE YEAR ENDED 31ST MARCH, 2020**

Previous Year Rupees .P	EXPENDITURE	Current Year Rupees .P	Previous Year Rupees .P	INCOME	Current Year Rupees .P
439,020.00	To Salaries	326,370.00	3,054,460.00	By Examination & other Fees	1,744,755.24
20,000.00	" Affiliation Fees	24,500.00	81,110.00	" Interest received	152,756.00
11,800.00	" Audit Fees	11,800.00			
			42,196.00	" Miscellaneous receipts	19,797.00
2,747.00	" Miscellaneous Expenses	28,699.00	2,366,000.00	" Tuition Fees	2,259,000.00
5,850.00	" Printing & Stationery		1,102,417.00	" Bank Interest on FDR	1,268,091.00
76,258.00	" Subscription to Periodicals	76,883.00		prior period fees received	368,643.00
1,068,637.00	" Exam Expense	171,167.00			
504,000.00	" Rent Rates & Taxes	504,000.00			
22,066.00	" College Magazine Expense	34,615.00			
23,857.00	" I card Expenses	26,028.00			
14,972.00	" Group Insurance	15,649.00			
246,499.00	" Depreciation	218,831.00			
4,210,477.00	" Excess of Income over Expenditure carried over to Balance Sheet	4,374,610.24			
6,646,183.00	TOTAL	5,813,042.24	6,646,183.00	TOTAL	5,813,042.24

As Per Report of Even Date

For M. M. PARIKH & CO.
Chartered Accountants

P. M. Parikh

P. M. PARIKH
Partner

Membership No. 126573
FRN NO: 107557W

S. Sriram
President

Ramnath Mahadevan

S.R. Varma
Hon. Secretary

K. Krishnamoorthy
Hon. Treasurer

G. Kannan

Internal Auditors

Date: 16.03.2021
Place: Mumbai

**THE VIVEK EDUCATION SOCIETY'S, VIVEK COLLEGE OF COMMERCE POST GRADUATION DIVISION
BALANCE SHEET AS AT 31ST MARCH, 2020**

Previous Year		Current Year		Previous Year		Current Year	
Rupees .P	LIABILITIES	Rupees .P		Rupees .P	ASSETS	Rupees .P	Rupees .P
	STUDENTS AID FUND				FIXED ASSETS:		
160,625.00	Opening Balance	178,975.00			FURNITURE & FIXTURES:		
18,350.00	Additions during the year	23,856.00		80,273.00	Opening Balance	113,354.00	
			202,831.00	45,676.00	Addition	1.00	
178,975.00				12,595.00	Less: Depreciation @ 10%	11,335.00	
				113,354.00			102,019.00
161,351.00	SUNDRY CREDITORS	371,387.00			LIBRARY BOOKS:		
383,500.00	Caution Money Deposits	404,500.00		445,042.00	Opening Bal.	123,954.00	
530,550.00	Library Deposits	565,550.00		112,818.00	Purchased during the year	298,594.00	
3,000.00	Freshship amt refundable	3,000.00		557,860.00		622,550.00	
195,550.00	Fees Collection 2017-18		1,344,437.00	233,904.00	Less: Depreciation @ 33.33%	207,496.00	
1,273,951.00				323,956.00			415,054.00
411,681.00	Vivek College of Commerce (BMS/ Bsc. IT)	2,411,681.00			CURRENT ASSETS & ADVANCES		
411,681.00							
	VIVEK EDUCATION SOCIETY	70,209.00	1,481,890.00	330,780.00	Accrued Interest on FDR	713,050.00	
				44,570.00	Adv. For university	44,570.00	
	INCOME & EXPENDITURE ACCOUNT:			1,646,970.00	Freshship Receivable	2,010,790.00	
15,893,662.00	As per last Balance Sheet	20,104,139.00					
4,210,477.00	Add: Excess of Income over Exp.	4,374,610.24		2,102,320.00			2,768,410.00
28,104,139.00			24,478,749.24				
				307,143.00	VIVEK EDUCATION SOCIETY		
					CASH AND BANK		
					BALANCES:		
				8,203.00	In Savings Bank Account	2,075,573.24	
				19,113,770.00	In Fixed Deposits	22,146,851.00	
				19,121,973.00			74,222,424.24
21,968,746.00	TOTAL				TOTAL		
	As Per Report of Even Date		27,507,907.24	21,968,746.00			27,507,907.24

As Per Report of Even Date

FOR M. M. PARUKH & Co.
Chartered Accountants
P. M. PARUKH
Partner
Membership No. 126379
FRN NO: 109557W

Date: 16.01.2021
Place: Mumbai

Ramrath Mahadavan
Internal Auditors





S. Srikant
President

S.R. Verma
Hon. Secretary

K. Krishnamoorthy
Hon. Treasurer

THE VIVEK EDUCATION SOCIETY'S, VIVEK COLLEGE OF COMMERCE
POST GRADUATION DIVISION
SCHEDULE FOR THE YEAR ENDED 31ST MARCH, 2020

Freeship Receivable		
Previous Year	Particulars	Current Year
485,560.00	Freeship Receivable (2015-16)	485,560.00
478,885.00	Freeship receivable 16-17	415,290.00
262,050.00	Freeship receivable 17-18	262,050.00
440,475.00	Freeship receivable 18-19	440,475.00
0.00	Freeship receivable 19-20	407,415.00
1,666,970.00	Total	2,010,790.00

M. M. PARIKH & CO.

Chartered Accountants



Kishor M. Parikh B. Com., F.C.A., DIP.IFR. (U.K.)

Pankaj M. Parikh B. Com., F.C.A.

A/114, Super Shopping Complex, Bajaj Cross Road, Kandivli (West), Mumbai - 400 067.

Tel.: 022 - 2887 7741 • Email : pankaj2703@yahoo.co.in • mmparikh1978@yahoo.in

To,
The Principal & Management,
Vivek College of Commerce
Siddharth Nagar,
Goregaon (West)
Mumbai - 400104

Re:- Certificate of expenditure for the financial years
2015-2016 to 2019-2020 of NAAC accreditation process

This is to certify that accompanying statements of expenditure (Page No.1 to 10) of Vivek College of Commerce are prepared and compiled from the audited financial statements for the financial years 2015-2016 to 2019-2020.

MANAGEMENT'S RESPONSIBILITY

The preparation of the expenditure statement for the FY 2015-2016 to 2019-2020 as per the SOP issued by NAAC is the responsibility of the Management. This responsibility includes the preparation of the data as per the rules and guidelines issued by NAAC.

PRACTITIONER'S RESPONSIBILITY & OPINION

Our responsibility is to provide a reasonable assurance that these statements of expenditure for the financial years 2015-2016 to 2019-2020 are compiled from audited financial statements and are true and correct.

RESTRICTION ON USE

This certificate is issued at the request of the Principal/Management of Vivek College of Commerce and solely for the purpose of complying NAAC accreditation process and should not be used by any other person or for any other purpose.

FOR M. M. PARIKH & Co.
Chartered Accountants

P. M. Parikh

(PANKAJ M. PARIKH)
Membership No.126573
UDIN:- 21126573AAAAAT7778

Date: 03-06-2021
Place: Mumbai.



Heads	2019-20 (Audited)			
	Aided	Unaided	PG	Total
Expenses (From Income & Expenditure a/c)				
Out of Fees Collected	18,09,004	17,02,670	2,31,700	37,43,374
Exam Expenses	10,53,520	10,37,453	1,71,157	22,62,130
Extra Curricular Activities	5,11,378	2,09,487		7,20,865
Annual Day Expenses	69,940	36,885		1,06,825
College Magazine	1,15,050	80,535	34,515	2,30,100
I Card Expenses	59,116		26,028	85,144
Industrial Visit Fees	-	3,38,310		3,38,310
Expenses on ICT Maintenance	1,93,115	2,46,304	-	4,39,419
Computer Expenses	1,14,055	74,142		1,88,197
Softwares	79,060	1,72,162		2,51,222
Expenses on Maintenance of Physical Facilities	13,54,265	18,18,810	5,04,000	36,77,075
Repairs	13,28,503	9,94,335		23,22,838
Rent	25,762	8,24,475	5,04,000	13,54,237
Insurance				-
Expenses on Academic Facilities	60,529	92,360	76,883	2,29,772
Journals & Periodicals	29,712	88,502	76,883	1,95,097
Reading Room Expenses	30,817	3,858		34,675
Other Expenses	17,21,177	10,38,279	80,648	28,40,104
Affiliation Fees	16,000	72,000	24,500	1,12,500
Audit Fees	10,620	10,620	11,800	33,040
Bank Charges	230	7,929		8,159
Book Exhibition Exp		28,397		28,397
Conveyance	24,636	3,514		28,150
Electricity & Water	9,17,781	2,83,186		12,00,967
Group Insurance		45,244	15,649	
Miscellaneous Expenses	3,65,051	1,26,989	28,699	5,20,739
NSS Expenses				-
Postage & Telephone	42,633	1,870		44,503
Printing & Stationery	3,44,226	2,84,884		6,29,110
Prizes and Rewards		1,53,194		1,53,194
Professional Fees		13,452		13,452
Seminar Expenses		7,000		7,000
Depreciation	3,63,184	9,68,765	2,18,831	15,50,780
Total Expenditure	55,01,274	58,67,188	11,12,062	1,24,80,524
Expenditure on Infrastructure Augmentation	47,790	9,38,181	-	9,85,971
Computers	-	7,78,040	-	7,78,040
LCD Projectors (UGC Assets)	-	-	-	-
CCTV Camera	-	7,788	-	7,788
Office Equipments	43,660	-	-	43,660
Electrical Fittings	-	-	-	-
Furniture	4,130	1,52,353	-	1,56,483

For M. M. PARIKH & CO.

P. M. Parikh

- 3 JUN 2021

PARTNER

Principal


Auditor

PRINCIPAL

VIVEK COLLEGE OF COMMERCE
GOREGAON (W), MUMBAI-400104PANKAJ M. PARIKH
CHARTERED ACCOUNTANT
Membership No. 126573

Budget for Capital Expenditure for the year 2019-20			
Particulars	UG (Aided)	UG (Unaided)	PG (Unaided)
	Rs	Rs	Rs
Book Bank	50,000	0	0
Library Books	2,00,000	2,50,000	3,00,000
CCTV Camera	0	0	0
Computer	0	800000	0
Furniture & Fixture	0	1,50,000	0
Office Equipment	50,000	0	0
UGC Assets	0	0	0
Total	3,00,000	12,00,000	3,00,000




 PRINCIPAL
 VIVEK COLLEGE OF COMMERCE
 GOREGAON (W), MUMBAI-400104